

North East Scotland Fisheries
Development
Partnership (NESFDP)


19/02/2021

Elspeth Macdonald - CEO
Elena Balestri – Science Policy Officer



SFF PRIORITIES FOR BREXIT NEGOTIATIONS:

- **Control of Access to UK EEZ**
- **Fairer Quota Shares based on Zonal Attachment**
- **Annual Negotiations on Access and Fishing Opportunities**
- **Regulatory Autonomy from the CFP**




TRADE AND COOPERATION AGREEMENT BETWEEN UK AND EU

Adjustment Period – 01/01/2021 – 30/06/2026

- **Full Reciprocal Access to each other's EEZ**
- **Quota shares – phased adjustment; end point far short of zonal attachment**
- **Annual Negotiations – TAC setting, exchanges, but not access**

Regulatory Autonomy – non discriminatory

EU granted access to English Channel and Bristol Channel



TRADE AND COOPERATION AGREEMENT BETWEEN UK AND EU

- **Fisheries Management Measures**
- **Authorisations, Monitoring and Compliance**
- **Cooperation – science and evidence**
- **Data sharing**
- **Specialised Committee on Fisheries**
- **Remedial Measures**
- **Termination**
- **Review**




TRADE AND COOPERATION AGREEMENT BETWEEN UK AND EU

Post June 2026 – end of adjustment period

- **Scope for change?**
- **Consequences and implications**
- **Compensatory and remedial measures**

UK now a coastal State – but must be more than in name only



NEW LEGAL LANDSCAPE FOR THE UK

TCA between UK and EU

Fisheries Agreements with Norway and Faroe

Fisheries Act 2020

Retained EU law

POLICY DRIVERS

Scottish Government – Future of Fisheries Management Strategy



Latest Advices:

- **July 2020**
- **October 2020**

Feed into the negotiation process. Usually TAC agreed by the end of the year

TACs not agreed yet -> Negotiations still ongoing:

UK-NOR

UK-Faroe

UK-EU

UK-NOR-EU



Cod NS	+7.80% (real -16.5%)
Cod WoS	0 TAC advice
Whiting NS	+19.1%
Whiting WoS	0 TAC advice
Haddock (Northerly distributed)	+66%
Rockall Haddock	-40%
Saithe (Northerly distributed)	-25%
Anglerfish (Northerly distributed)	-20%
Hake NS	-5.8%
Herring NS	-15%
Herring WoS	0 TAC advice



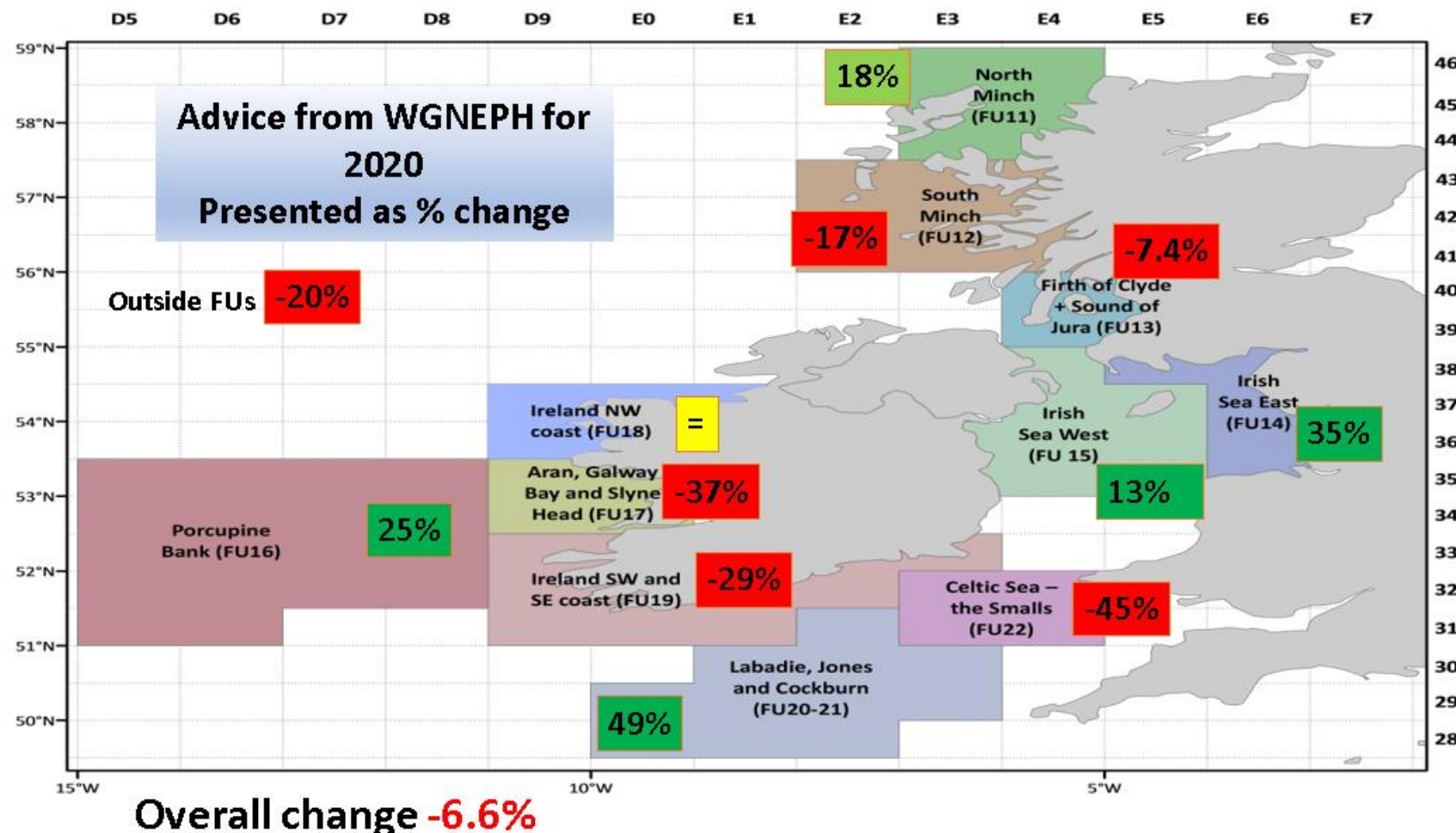
North East Scotland Fisheries Development Partnership (NESFDP)



Nephrops Stocks

Functional Unit	Percentage	Quantity (tonnes)	Resulting Percentages	Comments
FU11 North Minch	18.1	3075 - 3953	-6.6 (15503 tonnes)	
FU12 South Minch	-17.1	4703 - 5916		
FU13 Clyde & Jura	-7.4	3638 - 5425		(3142–4791 tonnes for the Firth of Clyde and 496–634 tonnes for the Sound of Jura)
FU27 Outside WoS FUs	-20	209		
FU27 Outside Celtic Sea FUs	-20	150		
FU14 Irish Sea East	35.2	871 - 1053		
FU15 Irish Sea West	12.7	7965 - 11691		
FU16 Porcupine Bank	25	2653 - 3290		
FU17 West Ireland	-37	443 - 508		
FU19 SW Ireland and SE Coast	-29	531 - 595		
FU20-21 Celtic Sea	49	1682 - 1710		
FU22 C. Sea/Bristol Channel	-45	1238 - 1560		

North East Scotland Fisheries Development Partnership (NESFDP)

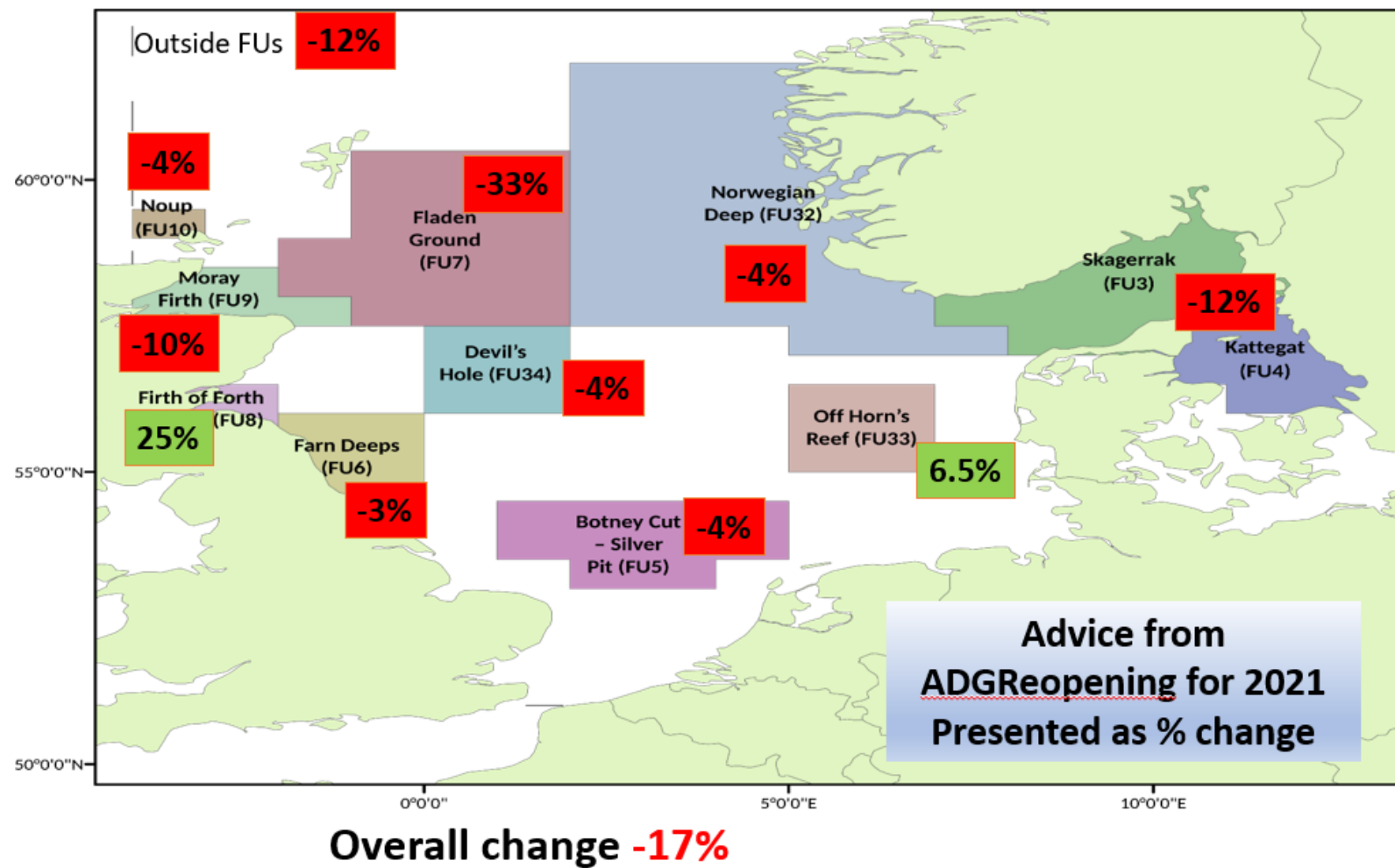


North East Scotland Fisheries Development Partnership (NESFDP)



Functional Unit	Percentage	Quantity (tonnes)	Resulting Percentages (and tonnes)	Comments
FU 6 - Farnes Deeps	-3.1%	1991-2310	-17.1% (20138)	-
FU 7 - Fladen	-33.0%	8340-9579		Reduction on the Survey coverage due to Covid-19 but they believe the impact is not relevant. There is a downward trend in the stock size and a decrease in the survey index. Updated mean weight of discards and landings and shortened time series.
FU 8 - Firth of Forth	25.0%	2556-3931		Increase in the stock size and in catches since 2015, Increase in survey index. The survey was done in August instead of June due to Covid-19.
FU 9 - Moray Firth	-9.7%	911-1180		Decrease in survey index for 2018-2019, 2020 survey index is missing due to insufficient coverage.
FU 10 - Noup	-4.0%	46		Precautionary buffer applied
FU 5 Botney Cut	-4.0%	1570		Precautionary buffer applied
FU 33 Horn's reef	6.5%	956		
FU 34 Devil's Hole	-4.0%	566		Precautionary buffer applied
Outside FUs	-20.0%	301		Precautionary buffer applied
FU 32 Norway Deep	-4.0%	381		Precautionary buffer applied
FU 3.a units 3 and 4	-11.7%	12465 - 17585		

North East Scotland Fisheries Development Partnership (NESFDP)



Current scenario:

- Huge degree of uncertainty around Fishing opportunities
- Uncharted territories (opportunities/challenges) with new Future of Catching Policy

- COD NS status:

- Cod Action Plan
- Cod NS Benchmark

- Mixed fisheries considerations

- Displacement (Rockall Haddock)

- Zero TAC species Cod WoS, Whiting WoS (Benchmark)



North East Scotland Fisheries
Development
Partnership (NESFDP)

19/02/2021

Thank you

