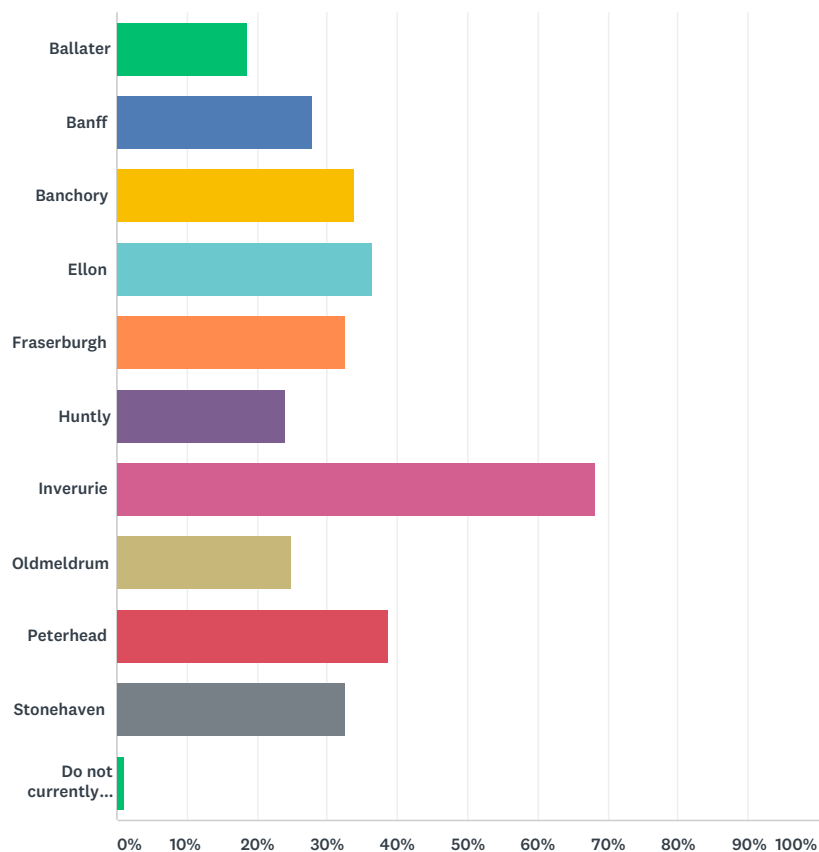


**Q1 1. What is your home postcode? We will use this to assess how far people are travelling to different places within Aberdeenshire. Please give the first 4 digits of your postcode (e.g. AB51)**

Answered: 1,620   Skipped: 10

**Q2 2. The following towns have been selected due to the nature and/or size of their town centre and existing parking arrangements and restrictions. Of those listed below, which towns have you mainly travelled to and parked in, within the last year ? (select all that apply) Please note this should not include out of town shopping centres or supermarkets**

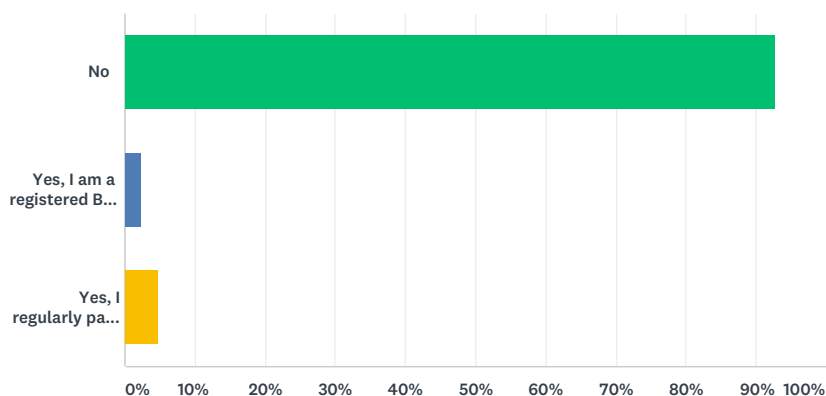
Answered: 1,592 Skipped: 38



ANSWER CHOICES	RESPONSES	
Ballater	18.66%	297
Banff	27.89%	444
Banchory	33.79%	538
Ellon	36.31%	578
Fraserburgh	32.73%	521
Huntly	23.99%	382
Inverurie	68.28%	1,087
Oldmeldrum	24.81%	395
Peterhead	38.63%	615
Stonehaven	32.66%	520
Do not currently travel to and park in a town	1.13%	18
Total Respondents: 1,592		

### Q3 3. Are you a registered Blue Badge holder or do you regularly travel with a passenger who is?

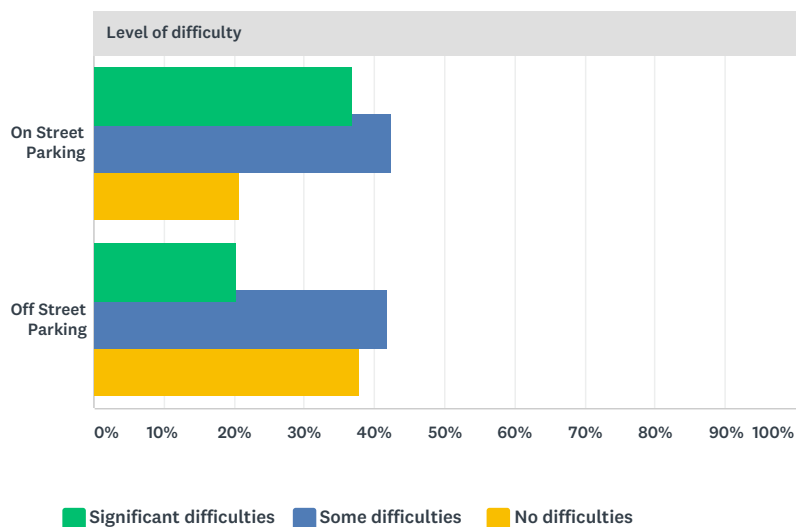
Answered: 1,621 Skipped: 9



ANSWER CHOICES	RESPONSES	
No	92.78%	1,504
Yes, I am a registered Blue Badge Holder	2.34%	38
Yes, I regularly park for a passenger who is a registered Blue Badge Holder	4.87%	79
TOTAL		1,621

#### Q4 4. When using your Blue Badge, or travelling with a passenger who holds a Blue Badge, do you encounter any difficulties with parking?

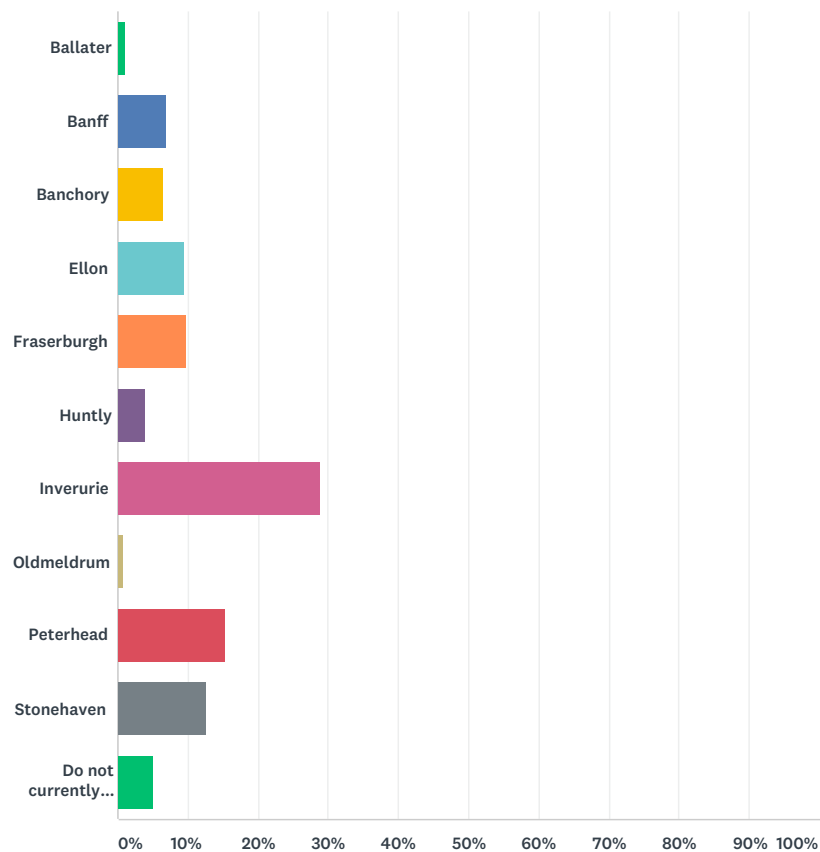
Answered: 107 Skipped: 1,523



Level of difficulty				
	SIGNIFICANT DIFFICULTIES	SOME DIFFICULTIES	NO DIFFICULTIES	TOTAL
On Street Parking	36.79% 39	42.45% 45	20.75% 22	106
Off Street Parking	20.39% 21	41.75% 43	37.86% 39	103

## Q5 5 . Please select the town centre you park in most often

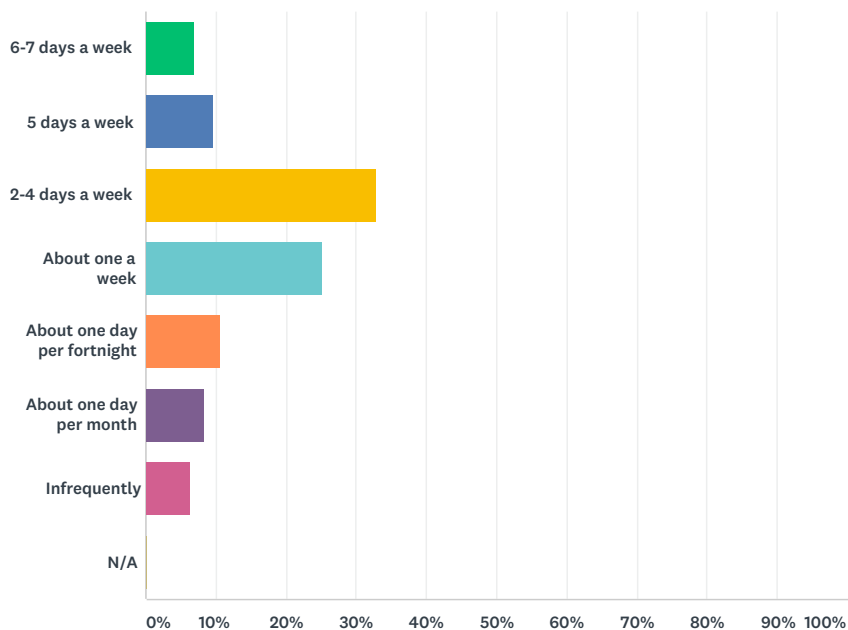
Answered: 1,566 Skipped: 64



ANSWER CHOICES	RESPONSES	
Ballater	1.02%	16
Banff	6.90%	108
Banchory	6.45%	101
Ellon	9.39%	147
Fraserburgh	9.77%	153
Huntly	4.02%	63
Inverurie	28.80%	451
Oldmeldrum	0.83%	13
Peterhead	15.20%	238
Stonehaven	12.52%	196
Do not currently travel to and park in any of these towns	5.11%	80
<b>TOTAL</b>		<b>1,566</b>

## Q6 6. On average, over the past year, how frequently have you park in this town centre?

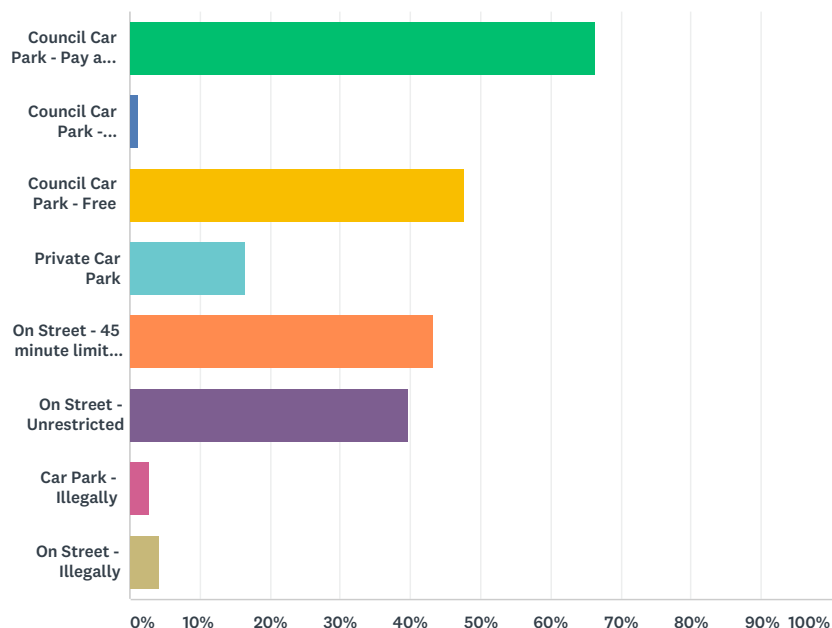
Answered: 1,438 Skipped: 192



ANSWER CHOICES	RESPONSES	
6-7 days a week	6.88%	99
5 days a week	9.60%	138
2-4 days a week	32.82%	472
About one a week	25.10%	361
About one day per fortnight	10.57%	152
About one day per month	8.41%	121
Infrequently	6.33%	91
N/A	0.28%	4
<b>TOTAL</b>		<b>1,438</b>

## Q7 7. Where do you park when visiting the town centre?(tick all that apply)

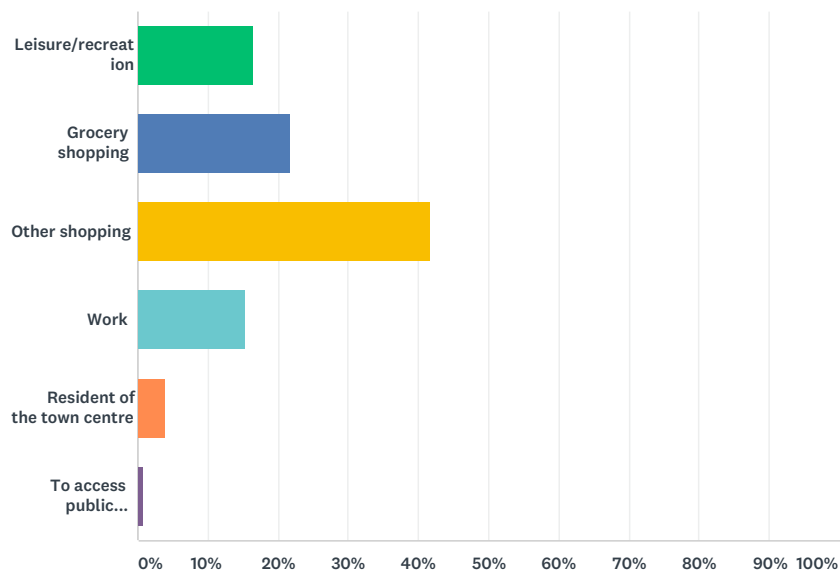
Answered: 1,428 Skipped: 202



ANSWER CHOICES	RESPONSES	
Council Car Park - Pay and Display	66.32%	947
Council Car Park - Cardboard clock/disc system (Oldmeldrum only)	1.19%	17
Council Car Park - Free	47.69%	681
Private Car Park	16.53%	236
On Street - 45 minute limited waiting	43.28%	618
On Street - Unrestricted	39.78%	568
Car Park - Illegally	2.66%	38
On Street - Illegally	4.13%	59
Total Respondents: 1,428		

**Q8 8. (a) What is your main reason for travelling to and parking in this town centre? Please select the main reason**

Answered: 1,374 Skipped: 256

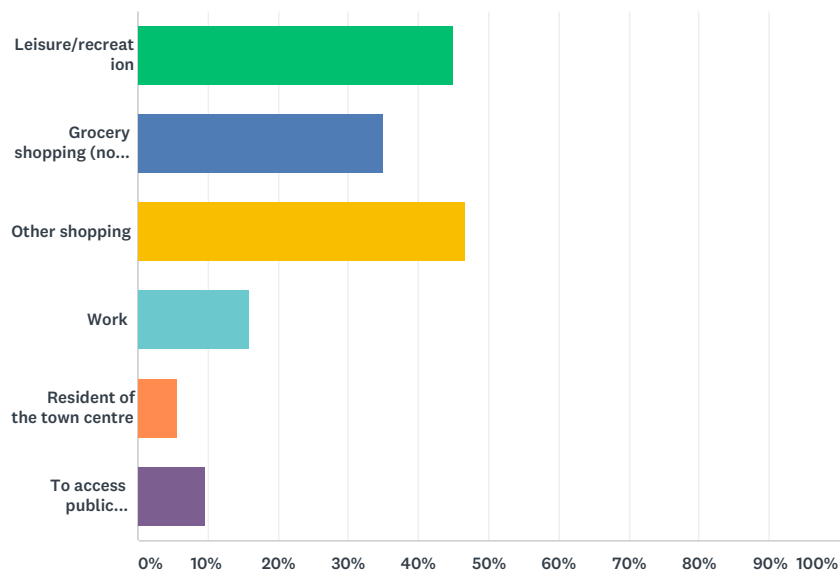


ANSWER CHOICES	RESPONSES	
Leisure/recreation	16.45%	226
Grocery shopping	21.83%	300
Other shopping	41.56%	571
Work	15.36%	211
Resident of the town centre	3.93%	54
To access public transport	0.87%	12
<b>TOTAL</b>		<b>1,374</b>



Q9 8. (b) Are there any other reasons for travelling to and parking in this town centre? (tick all that apply)

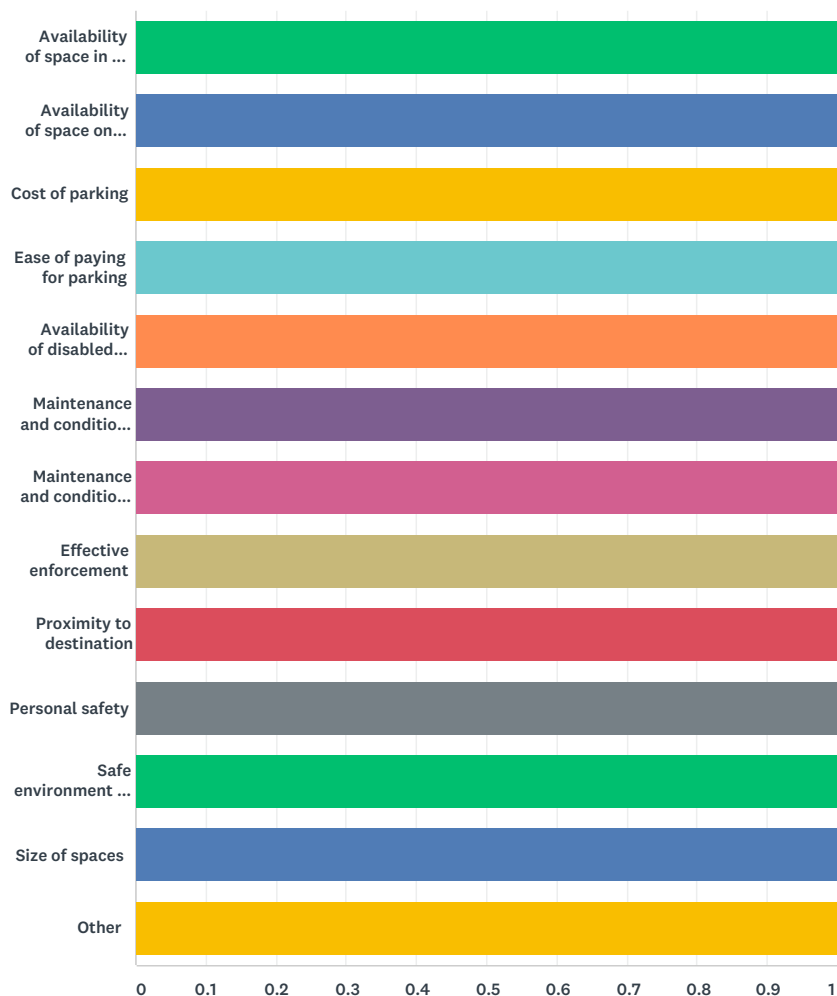
Answered: 1,184 Skipped: 446



ANSWER CHOICES	RESPONSES	
Leisure/recreation	44.93%	532
Grocery shopping (not including out of town shopping centres or supermarkets)	34.97%	414
Other shopping	46.71%	553
Work	15.88%	188
Resident of the town centre	5.74%	68
To access public transport	9.54%	113
Total Respondents: 1,184		

**Q10 9. What factors influence your parking? Please rate the issues below that influence your parking where 1 is extremely important and 10 is not important at all Select NA for not applicable.**

Answered: 1,386 Skipped: 244



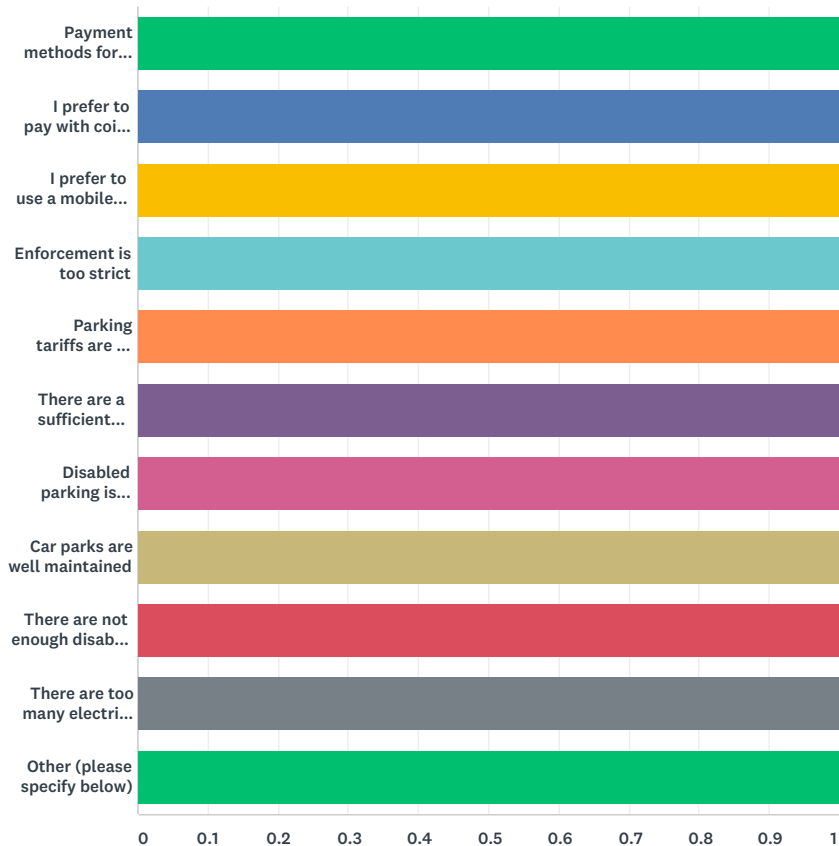
	1 (EXTREMELY IMPORTANT)	2	3	4	5	6	7	8	9	10 (NOT IMPORTANT AT ALL)	N/A	TOTAL
Availability of space in a car park	59.23% 812	13.35% 183	9.19% 126	4.16% 57	5.84% 80	0.80% 11	1.09% 15	1.60% 22	1.17% 16	2.26% 31	1.31% 18	1,371
Availability of space on street	38.30% 517	13.63% 184	13.04% 176	6.96% 94	11.48% 155	2.89% 39	2.67% 36	2.52% 34	1.41% 19	4.96% 67	2.15% 29	1,350
Cost of parking	51.41% 695	13.61% 184	9.25% 125	4.96% 67	7.77% 105	2.22% 30	1.70% 23	2.14% 29	0.96% 13	3.55% 48	2.44% 33	1,352
Ease of paying for parking	39.31% 524	14.40% 192	13.95% 186	6.90% 92	8.18% 109	2.78% 37	2.48% 33	1.43% 19	1.43% 19	4.80% 64	4.35% 58	1,333
Availability of disabled parking	10.89% 139	1.88% 24	1.02% 13	2.12% 27	4.47% 57	1.96% 25	0.71% 9	1.18% 15	1.96% 25	17.16% 219	56.66% 723	1,276
Maintenance and condition of car parks	15.83% 208	7.23% 95	14.31% 188	12.33% 162	17.12% 225	6.85% 90	6.09% 80	5.02% 66	3.65% 48	6.39% 84	5.18% 68	1,314
Maintenance and condition of on street parking spaces	15.30% 200	7.57% 99	13.16% 172	12.01% 157	18.67% 244	5.81% 76	5.28% 69	5.43% 71	3.37% 44	7.73% 101	5.66% 74	1,307

## Aberdeenshire Town Centres Parking Survey - Town Centre Users - Public Survey

Effective enforcement	18.56% 242	6.83% 89	8.21% 107	6.83% 89	13.96% 182	6.37% 83	4.60% 60	5.98% 78	4.52% 59	16.56% 216	7.59% 99	1,304
Proximity to destination	35.93% 485	17.48% 236	18.44% 249	8.07% 109	9.85% 133	2.74% 37	1.48% 20	1.70% 23	1.56% 21	1.93% 26	0.81% 11	1,350
Personal safety	41.45% 555	13.67% 183	11.95% 160	7.47% 100	8.44% 113	2.46% 33	2.91% 39	3.06% 41	2.69% 36	3.96% 53	1.94% 26	1,339
Safe environment for vehicle	49.11% 660	17.19% 231	12.87% 173	5.36% 72	6.18% 83	1.86% 25	1.93% 26	1.34% 18	1.49% 20	2.01% 27	0.67% 9	1,344
Size of spaces	41.17% 555	19.07% 257	15.65% 211	6.82% 92	6.90% 93	1.93% 26	2.08% 28	1.41% 19	1.63% 22	2.37% 32	0.96% 13	1,348
Other	14.29% 65	1.10% 5	1.54% 7	1.32% 6	3.08% 14	1.10% 5	0.66% 3	0.22% 1	0.44% 2	2.64% 12	73.63% 335	455

## Q11 10. In relation to CAR PARKS please indicate how you feel regarding the following statements

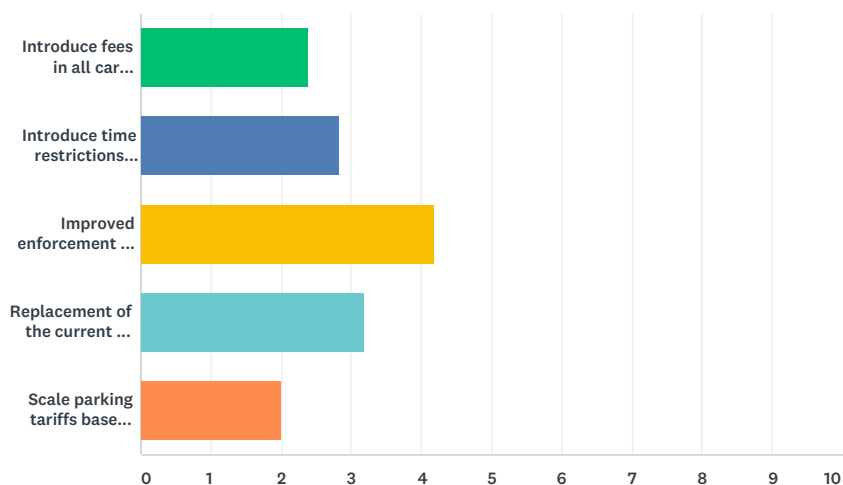
Answered: 1,259 Skipped: 371



	STRONGLY AGREE	AGREE	NEITHER AGREE NOR DISAGREE	DISAGREE	STRONGLY DISAGREE	N/A	TOTAL	WEIGHTED AVERAGE
Payment methods for parking are easy to use	22.03% 276	48.04% 602	15.96% 200	9.18% 115	2.63% 33	2.15% 27	1,253	1.00
I prefer to pay with coins for my car parking	23.48% 293	31.09% 388	27.24% 340	9.86% 123	5.85% 73	2.48% 31	1,248	1.00
I prefer to use a mobile phone app or credit card to pay for my car parking	7.91% 97	13.87% 170	27.41% 336	20.47% 251	26.43% 324	3.92% 48	1,226	1.00
Enforcement is too strict	7.64% 94	11.38% 140	48.94% 602	19.35% 238	10.16% 125	2.52% 31	1,230	1.00
Parking tariffs are too low	0.65% 8	1.22% 15	20.10% 248	38.98% 481	37.03% 457	2.03% 25	1,234	1.00
There are a sufficient number of spaces available	5.15% 64	22.20% 276	20.19% 251	30.73% 382	20.92% 260	0.80% 10	1,243	1.00
Disabled parking is abused	21.74% 267	29.48% 362	26.14% 321	7.33% 90	3.75% 46	11.56% 142	1,228	1.00
Car parks are well maintained	5.03% 62	42.09% 519	39.66% 489	9.08% 112	3.08% 38	1.05% 13	1,233	1.00
There are not enough disabled parking spaces	7.02% 86	7.67% 94	37.63% 461	15.10% 185	7.10% 87	25.47% 312	1,225	1.00
There are too many electric vehicle charging spaces	1.97% 24	4.60% 56	45.28% 551	24.08% 293	12.33% 150	11.75% 143	1,217	1.00
Other (please specify below)	15.79% 54	2.63% 9	7.31% 25	0.58% 2	1.46% 5	72.22% 247	342	1.00

**Q12 11. In relation to parking in CAR PARKS, please rank 1-5 the following approaches, in order of acceptability to you. 1 should be the most acceptable, 5 should be the least acceptable.**

Answered: 1,236 Skipped: 394



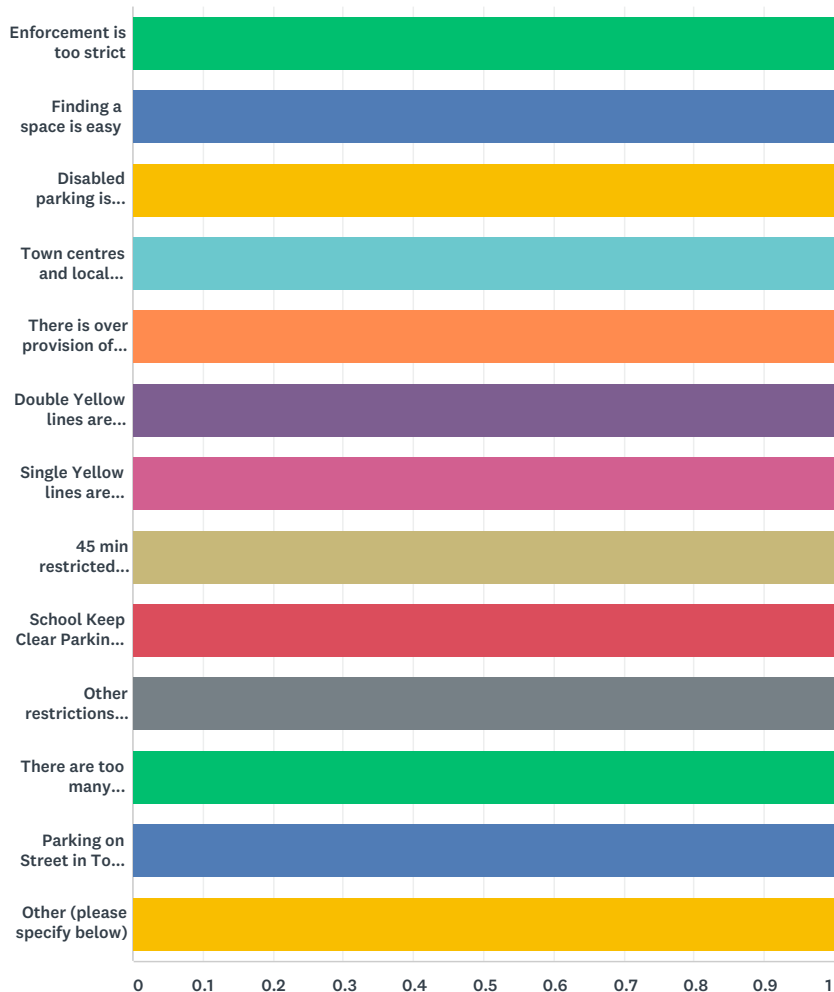
	1	2	3	4	5	TOTAL	SCORE
Introduce fees in all car parks	7.10% 56	13.05% 103	19.90% 157	30.16% 238	29.78% 235	789	2.38
Introduce time restrictions and increase fees in car parks near to town centres.	6.95% 58	21.70% 181	29.98% 250	28.78% 240	12.59% 105	834	2.82
Improved enforcement of illegal parking (e.g not parking in a bay; using two bays; overstayed time period; no ticket obtained; misuse of disabled bays; misuse of electric vehicle charging bays etc)	56.24% 563	17.78% 178	17.08% 171	6.89% 69	2.00% 20	1,001	4.19
Replacement of the current 30 mins/45 mins/1 hour free parking periods in car parks with a small charge for parking during this period (i.e. 10p or 20p)	21.21% 200	25.03% 236	20.78% 196	16.22% 153	16.76% 158	943	3.18
Scale parking tariffs based on engine size/CO2 exhaust emissions	7.67% 88	9.85% 113	13.78% 158	12.73% 146	55.97% 642	1,147	2.01

**Q13 12. If you have any other suggestions relating to the management and control of parking in CAR PARKs, please add details below.**

Answered: 354   Skipped: 1,276

### Q14 13. In relation to PARKING ON THE STREET, please indicate how you feel regarding the following statements

Answered: 1,164 Skipped: 466



	STRONGLY AGREE	AGREE	NEITHER AGREE NOR DISAGREE	DISAGREE	STRONGLY DISAGREE	N/A	TOTAL	WEIGHTED AVERAGE
Enforcement is too strict	7.01% 81	8.31% 96	42.08% 486	21.90% 253	19.13% 221	1.56% 18	1,155	1.00
Finding a space is easy	2.17% 25	10.83% 125	14.99% 173	42.29% 488	28.77% 332	0.95% 11	1,154	1.00
Disabled parking is misused	18.51% 213	25.37% 292	30.06% 346	8.43% 97	2.95% 34	14.68% 169	1,151	1.00
Town centres and local businesses benefit from current arrangements	10.36% 120	24.53% 284	31.95% 370	20.12% 233	11.66% 135	1.38% 16	1,158	1.00
There is over provision of disabled parking spaces	4.80% 55	10.20% 117	43.85% 503	21.88% 251	9.85% 113	9.42% 108	1,147	1.00
Double Yellow lines are misused	26.48% 305	39.58% 456	20.57% 237	10.42% 120	2.17% 25	0.78% 9	1,152	1.00
Single Yellow lines are misused	25.00% 290	40.60% 471	22.33% 259	9.40% 109	1.90% 22	0.78% 9	1,160	1.00
45 min restricted waiting is misused	20.88% 241	26.60% 307	37.18% 429	10.49% 121	3.21% 37	1.65% 19	1,154	1.00
School Keep Clear Parking is misused	33.22% 383	29.58% 341	21.60% 249	7.63% 88	2.78% 32	5.20% 60	1,153	1.00
Other restrictions around schools are misused	32.84% 378	29.71% 342	23.54% 271	6.26% 72	2.43% 28	5.21% 60	1,151	1.00

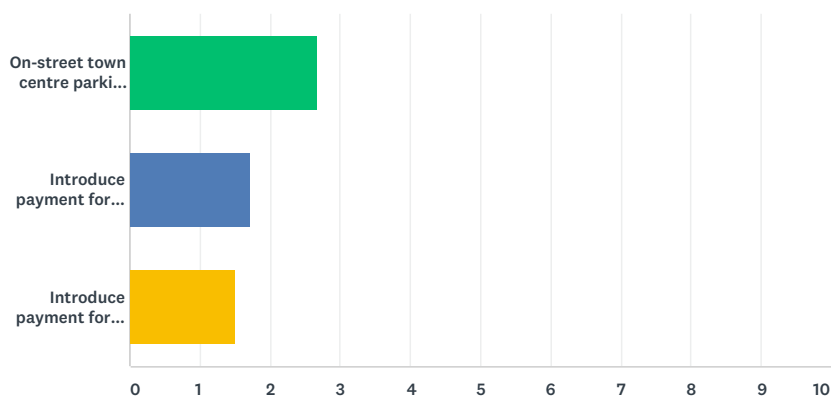
## Aberdeenshire Town Centres Parking Survey - Town Centre Users - Public Survey

There are too many parking/waiting restrictions	12.11% 139	24.30% 279	38.33% 440	17.60% 202	6.36% 73	1.31% 15	1,148	1.00
Parking on Street in Town Centres should be charged for	4.87% 56	11.92% 137	15.14% 174	32.38% 372	34.73% 399	0.96% 11	1,149	1.00
Other (please specify below)	12.31% 32	2.31% 6	6.92% 18	0.38% 1	1.54% 4	76.54% 199	260	1.00



Q15 14. In relation to PARKING ON THE STREET, please rank 1-3 the following approaches, in order of acceptability to you. 1 should be the most acceptable, 3 should be the least acceptable.

Answered: 1,128 Skipped: 502



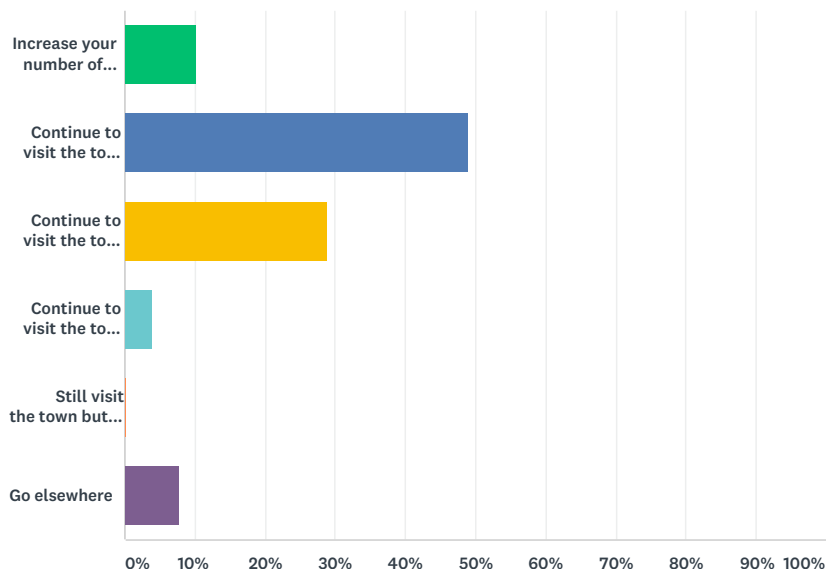
	1	2	3	TOTAL	SCORE
On-street town centre parking restrictions should remain as they are	77.85% 766	10.87% 107	11.28% 111	984	2.67
Introduce payment for on-street parking in the town centre via an option of voucher purchased from Aberdeenshire Council in advance, or cashless parking	11.71% 87	47.51% 353	40.78% 303	743	1.71
Introduce payment for on-street parking in the town centre via cashless parking only	9.22% 95	31.55% 325	59.22% 610	1,030	1.50

**Q16 15. If you have any other suggestions relating to the management and control of PARKING ON THE STREET, please add details below.**

Answered: 274   Skipped: 1,356

# Q17 16. (a) If Aberdeenshire Council were to implement Decriminalised Parking Enforcement, how might this influence your visits to town centres

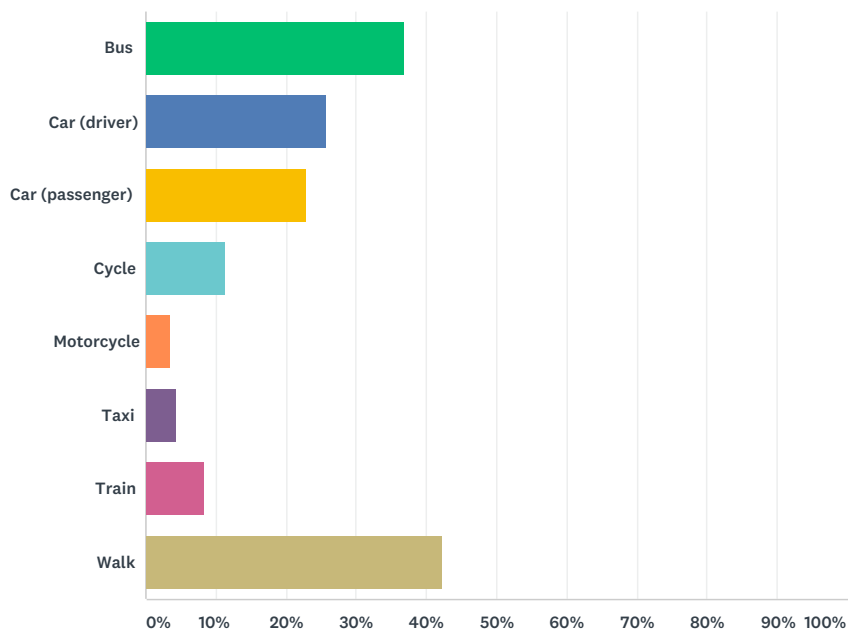
Answered: 1,084 Skipped: 546



ANSWER CHOICES	RESPONSES	
Increase your number of visits	10.15%	110
Continue to visit the town as you have	48.89%	530
Continue to visit the town but park in locations which are free and don't have restrictions	28.87%	313
Continue to visit the town but pay for parking	4.06%	44
Still visit the town but use a different method of travel (go to Q17b)	0.28%	3
Go elsewhere	7.75%	84
TOTAL		1,084

Q18 16. (b) If you would use another method of travel, please select what this might be:(tick all that apply)

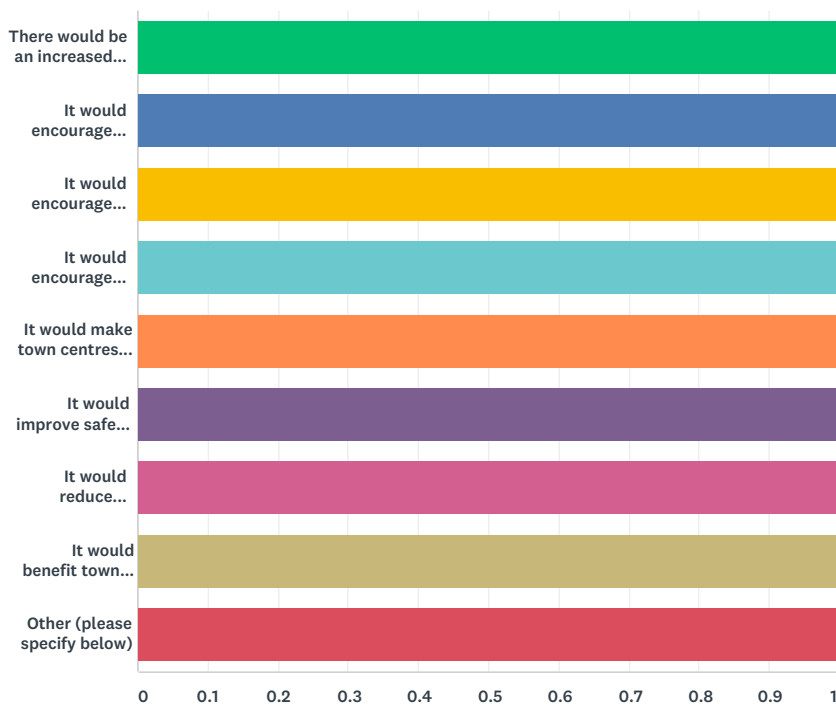
Answered: 636 Skipped: 994



ANSWER CHOICES	RESPONSES	
Bus	36.79%	234
Car (driver)	25.63%	163
Car (passenger)	22.80%	145
Cycle	11.32%	72
Motorcycle	3.46%	22
Taxi	4.40%	28
Train	8.33%	53
Walk	42.30%	269
Total Respondents: 636		

## Q19 17. Please indicate how you feel regarding the following statements, in relation to the impact the introduction of Decriminalised Parking Enforcement

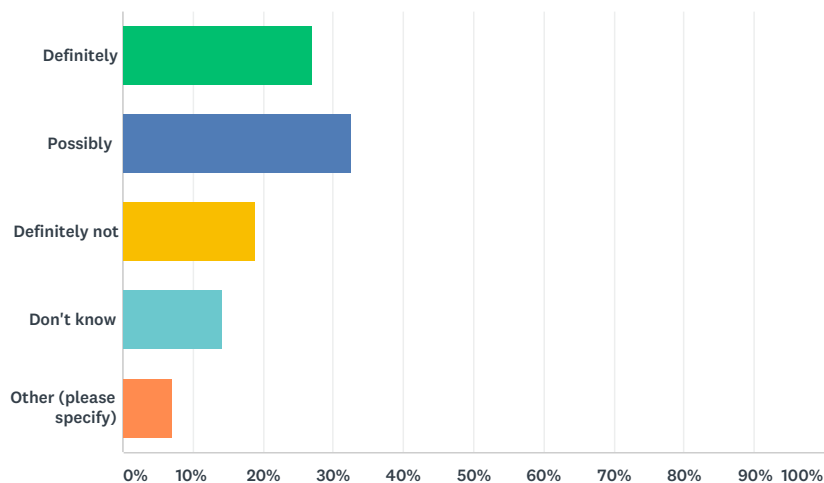
Answered: 1,091 Skipped: 539



	STRONGLY AGREE	AGREE	NEITHER AGREE NOR DISAGREE	DISAGREE	STRONGLY DISAGREE	TOTAL	WEIGHTED AVERAGE
There would be an increased turnover in spaces	12.77% 138	25.07% 271	38.58% 417	17.39% 188	6.20% 67	1,081	1.00
It would encourage people to visit town centres	13.78% 149	23.13% 250	33.40% 361	20.81% 225	8.88% 96	1,081	1.00
It would encourage people to make more use of the car parks	12.31% 133	32.59% 352	33.52% 362	16.20% 175	5.37% 58	1,080	1.00
It would encourage people to travel another way	3.90% 42	12.71% 137	43.41% 468	30.15% 325	9.83% 106	1,078	1.00
It would make town centres more accessible for users	13.35% 144	26.97% 291	32.72% 353	19.74% 213	7.23% 78	1,079	1.00
It would improve safety for pedestrians and other vulnerable groups	11.21% 121	21.41% 231	39.85% 430	19.56% 211	7.97% 86	1,079	1.00
It would reduce congestion	9.33% 101	18.48% 200	38.45% 416	25.69% 278	8.04% 87	1,082	1.00
It would benefit town centres and local businesses	16.56% 179	25.99% 281	32.84% 355	14.62% 158	9.99% 108	1,081	1.00
Other (please specify below)	6.10% 10	2.44% 4	62.80% 103	3.05% 5	25.61% 42	164	1.00

## Q20 18. Would you be supportive of Aberdeenshire Council assuming responsibility for the enforcement of on-street parking?

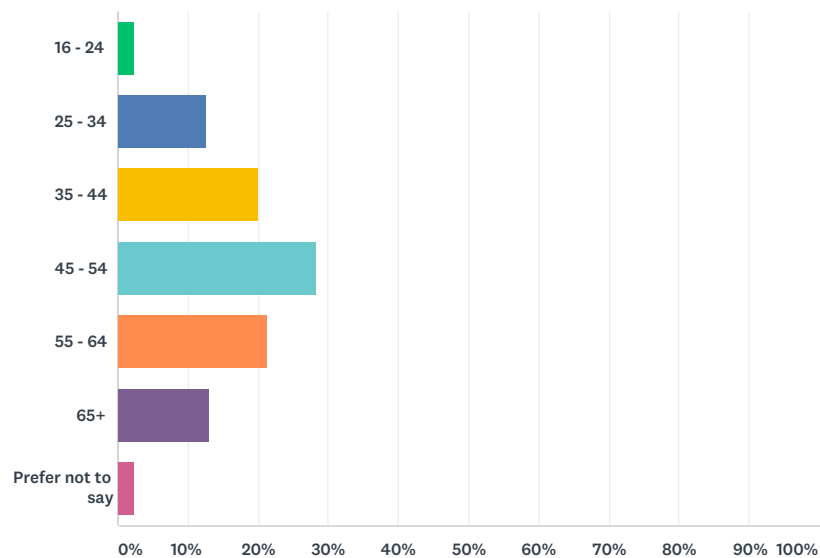
Answered: 1,105 Skipped: 525



ANSWER CHOICES	RESPONSES	
Definitely	27.06%	299
Possibly	32.58%	360
Definitely not	18.91%	209
Don't know	14.30%	158
Other (please specify)	7.15%	79
TOTAL		1,105

## Q21 1. Age

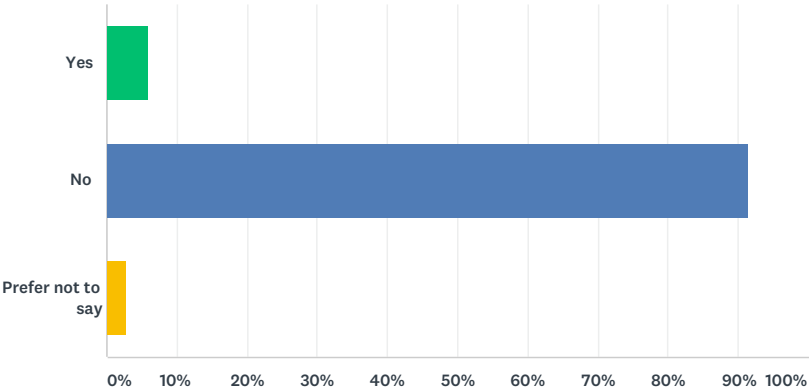
Answered: 1,091 Skipped: 539



ANSWER CHOICES	RESPONSES	
16 - 24	2.29%	25
25 - 34	12.65%	138
35 - 44	20.16%	220
45 - 54	28.23%	308
55 - 64	21.36%	233
65+	13.02%	142
Prefer not to say	2.29%	25
<b>TOTAL</b>		<b>1,091</b>

Q22 2. Do you consider yourself to have a disability?

Answered: 1,094    Skipped: 536



ANSWER CHOICES	RESPONSES	
Yes	5.76%	63
No	91.50%	1,001
Prefer not to say	2.74%	30
TOTAL		1,094