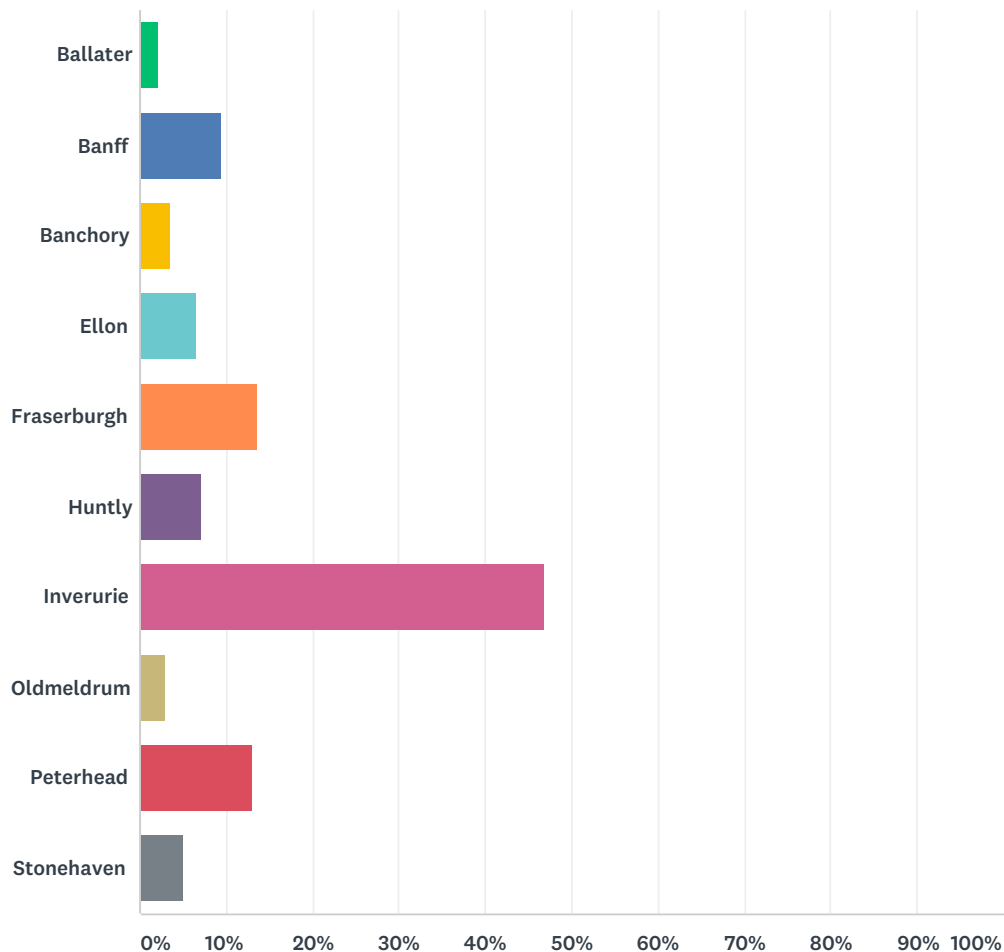


Q1 1. The following towns have been selected due to the nature and/or size of their town centre and existing parking arrangements and restrictions. Of those listed below, which town centre(s) is your business located in?(select all that apply)

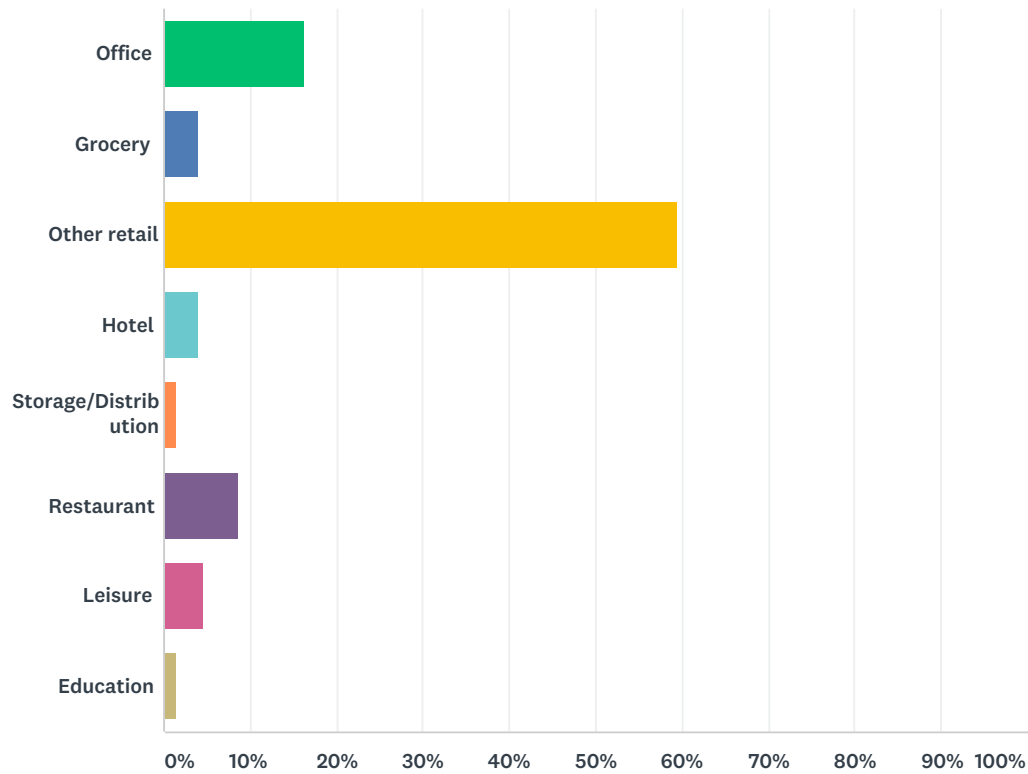
Answered: 139 Skipped: 11



ANSWER CHOICES	RESPONSES	
Ballater	2.16%	3
Banff	9.35%	13
Banchory	3.60%	5
Ellon	6.47%	9
Fraserburgh	13.67%	19
Huntly	7.19%	10
Inverurie	46.76%	65
Oldmeldrum	2.88%	4
Peterhead	12.95%	18
Stonehaven	5.04%	7
Total Respondents: 139		

Q2 2. What type of business/service do you operate?

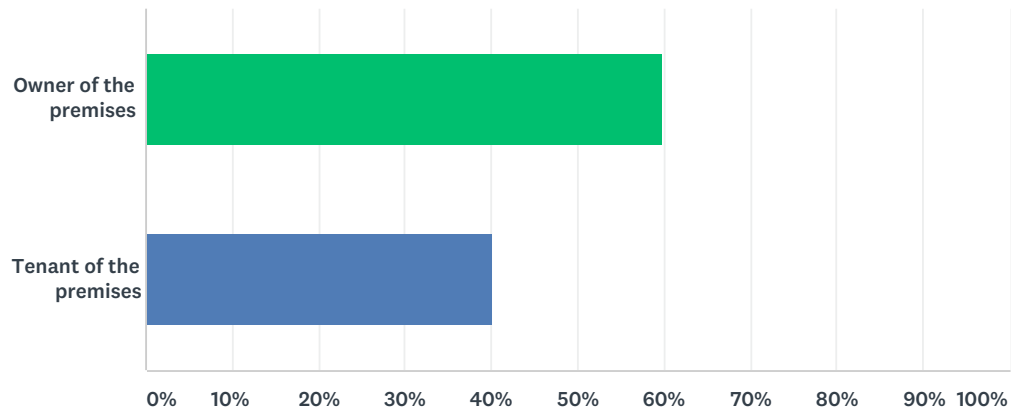
Answered: 128 Skipped: 22



ANSWER CHOICES	RESPONSES	
Office	16.41%	21
Grocery	3.91%	5
Other retail	59.38%	76
Hotel	3.91%	5
Storage/Distribution	1.56%	2
Restaurant	8.59%	11
Leisure	4.69%	6
Education	1.56%	2
TOTAL		128

Q3 3. Are you

Answered: 132 Skipped: 18



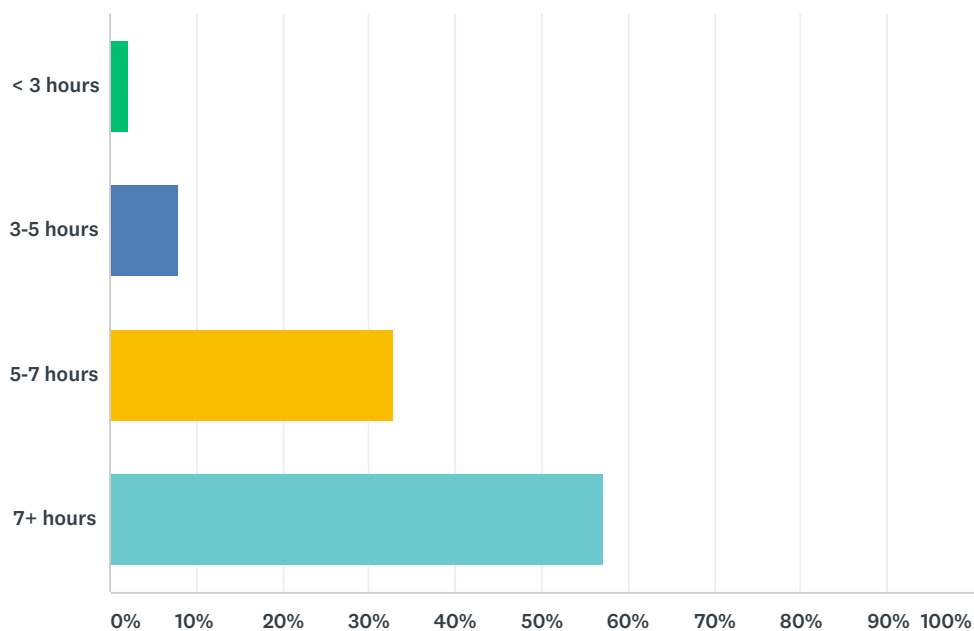
ANSWER CHOICES	RESPONSES	
Owner of the premises	59.85%	79
Tenant of the premises	40.15%	53
TOTAL		132

Q4 4. What is the average number of employees, working at your premises, on a typical day?

Answered: 141 Skipped: 9

Q5 5. What is the average length of day of employees'?

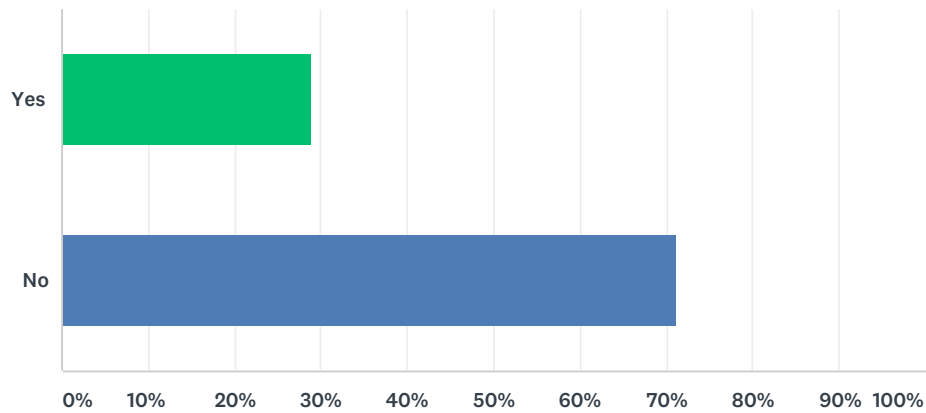
Answered: 140 Skipped: 10



ANSWER CHOICES	RESPONSES	
< 3 hours	2.14%	3
3-5 hours	7.86%	11
5-7 hours	32.86%	46
7+ hours	57.14%	80
TOTAL		140

Q6 6. Does your premises have private parking that is available to staff?

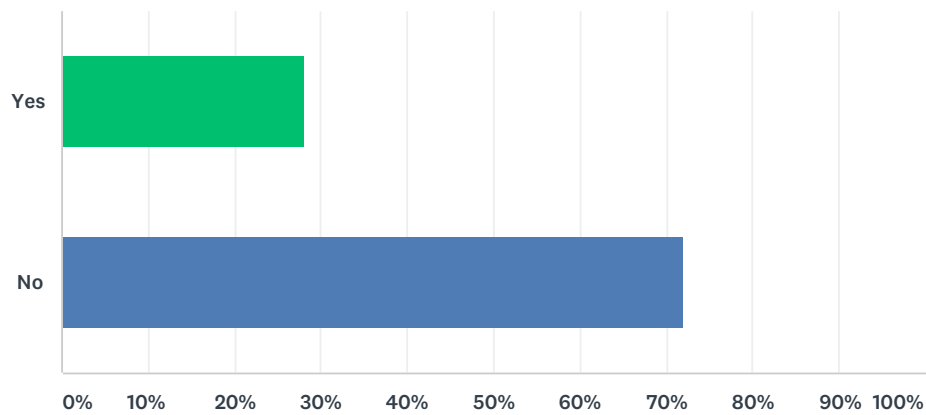
Answered: 142 Skipped: 8



ANSWER CHOICES		RESPONSES
Yes		28.87% 41
No		71.13% 101
TOTAL		142

Q7 7. Does your premises have private parking available for customers and visitors?

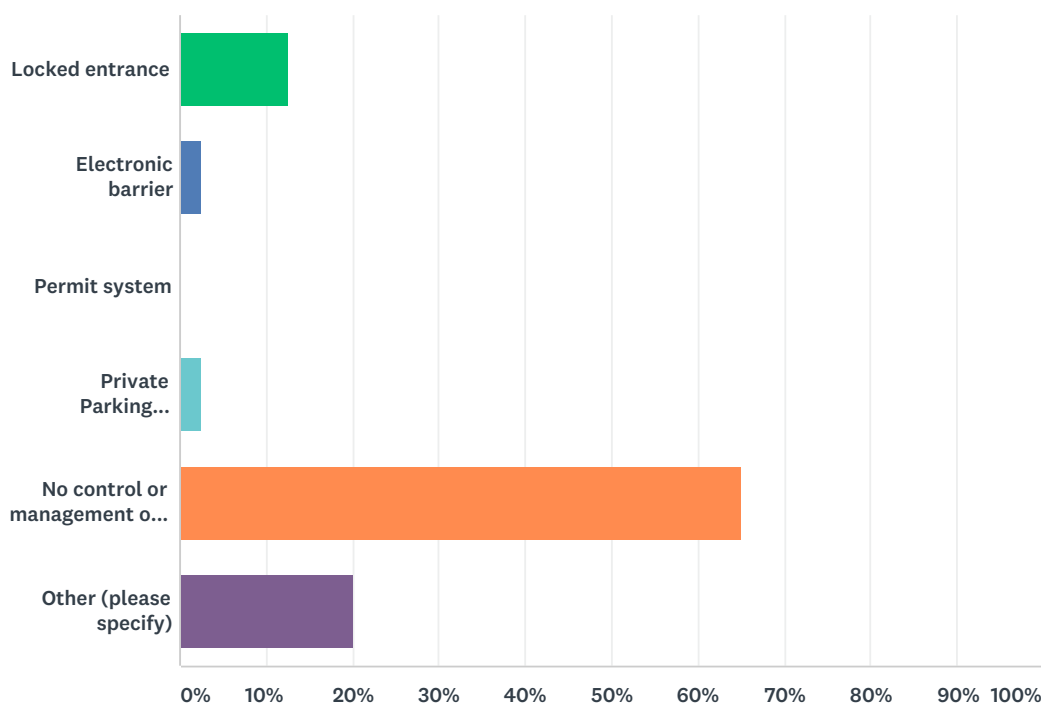
Answered: 143 Skipped: 7



ANSWER CHOICES		RESPONSES
Yes		27.97% 40
No		72.03% 103
TOTAL		143

Q8 8. How is your parking controlled or managed? (Select all that apply)

Answered: 40 Skipped: 110



ANSWER CHOICES	RESPONSES	
Locked entrance	12.50%	5
Electronic barrier	2.50%	1
Permit system	0.00%	0
Private Parking Enforcement Company	2.50%	1
No control or management of the parking	65.00%	26
Other (please specify)	20.00%	8
Total Respondents: 40		

Q9 9. a) How do your staff travel to work? (Please indicate the number of staff doing each)

Answered: 132 Skipped: 18

ANSWER CHOICES	RESPONSES	
By car (driver)	93.94%	124
Walk to work	56.06%	74
Cycle to work	14.39%	19
Use Public Transport	25.00%	33
Get dropped off	25.00%	33
Car Share	9.85%	13
Don't know	3.79%	5
Other	3.03%	4

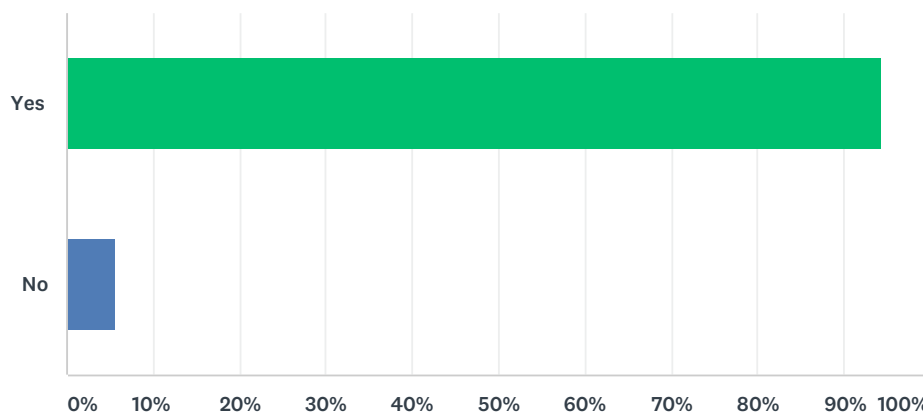
Q10 9. b) If your staff drive to work where do they park? (Please indicate the number of staff doing each)

Answered: 124 Skipped: 26

ANSWER CHOICES	RESPONSES	
Free, unrestricted On Street parking	42.74%	53
45 minute limited waiting bays	4.84%	6
Free public Car Park	39.52%	49
Free private car park	33.87%	42
Paid Car Park	12.90%	16
Don't know	9.68%	12
N/A	1.61%	2
Other	3.23%	4

Q11 10. Does your business depend on customers visiting your premises?

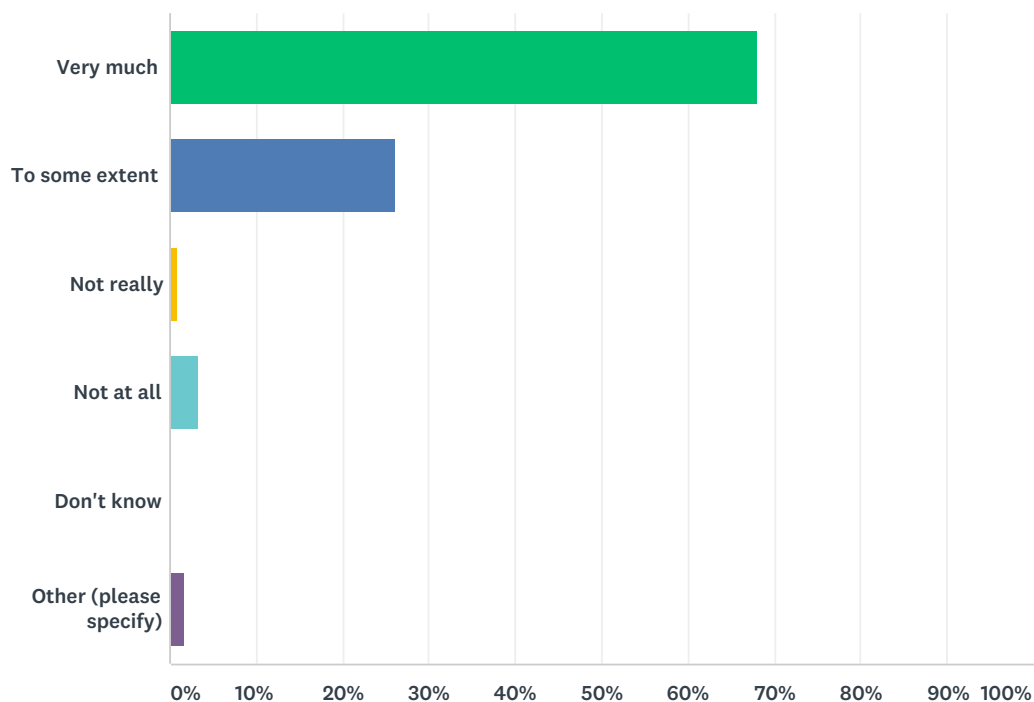
Answered: 122 Skipped: 28



ANSWER CHOICES	RESPONSES	
Yes	94.26%	115
No	5.74%	7
TOTAL		122

Q12 11. How reliant is your business on a busy and well managed town centre?

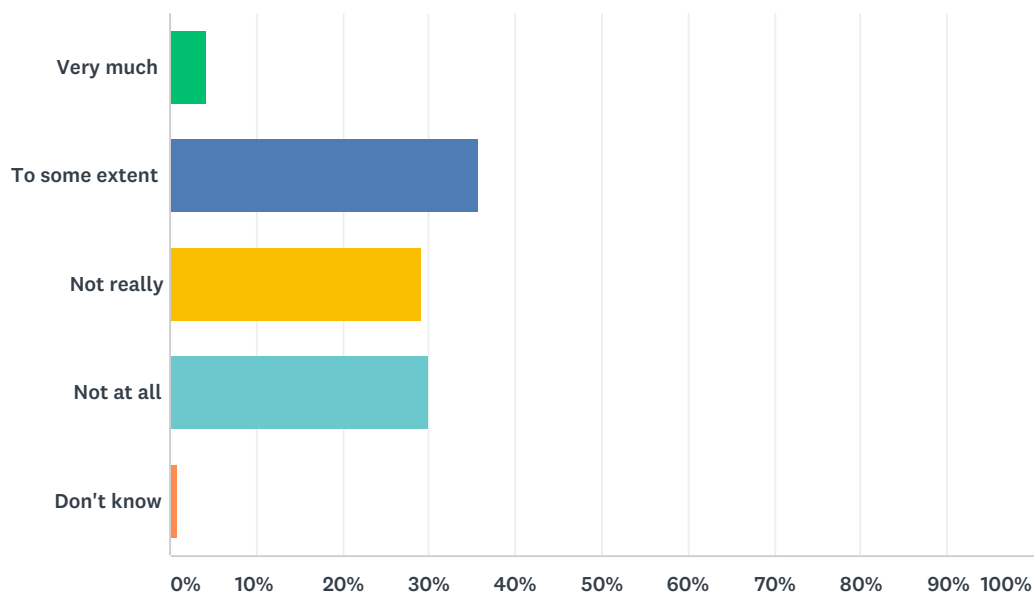
Answered: 122 Skipped: 28



ANSWER CHOICES	RESPONSES	
Very much	68.03%	83
To some extent	26.23%	32
Not really	0.82%	1
Not at all	3.28%	4
Don't know	0.00%	0
Other (please specify)	1.64%	2
TOTAL		122

Q13 12. Do you feel that the current parking arrangements in the area are adequate for your customers?

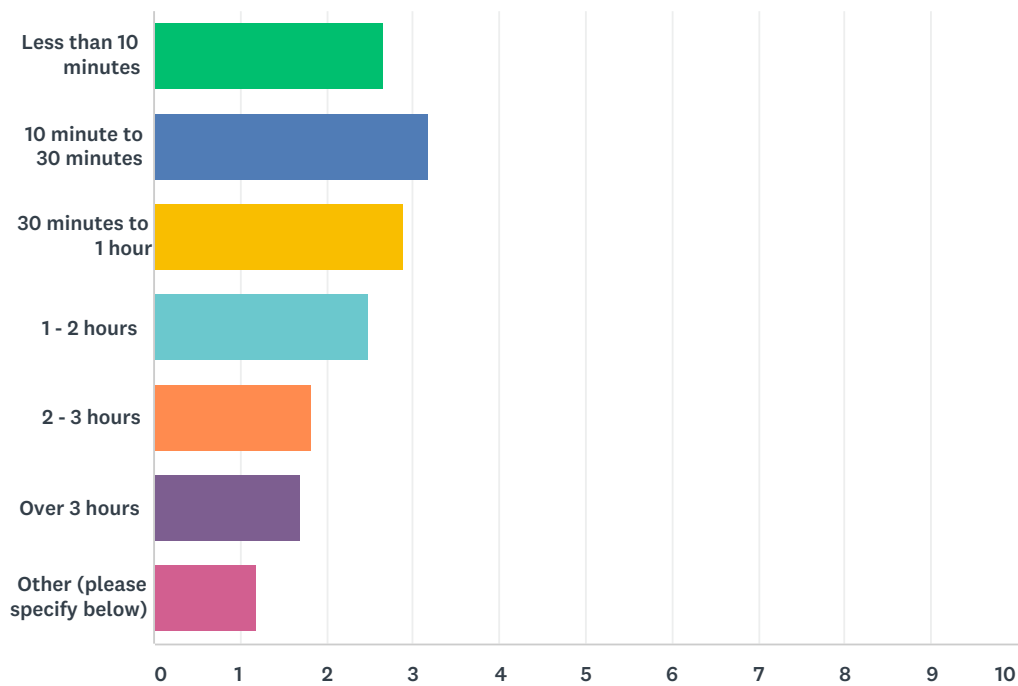
Answered: 120 Skipped: 30



ANSWER CHOICES	RESPONSES	
Very much	4.17%	5
To some extent	35.83%	43
Not really	29.17%	35
Not at all	30.00%	36
Don't know	0.83%	1
TOTAL		120

Q14 13. Typically what proportion of your customers spend the following time in your premises?

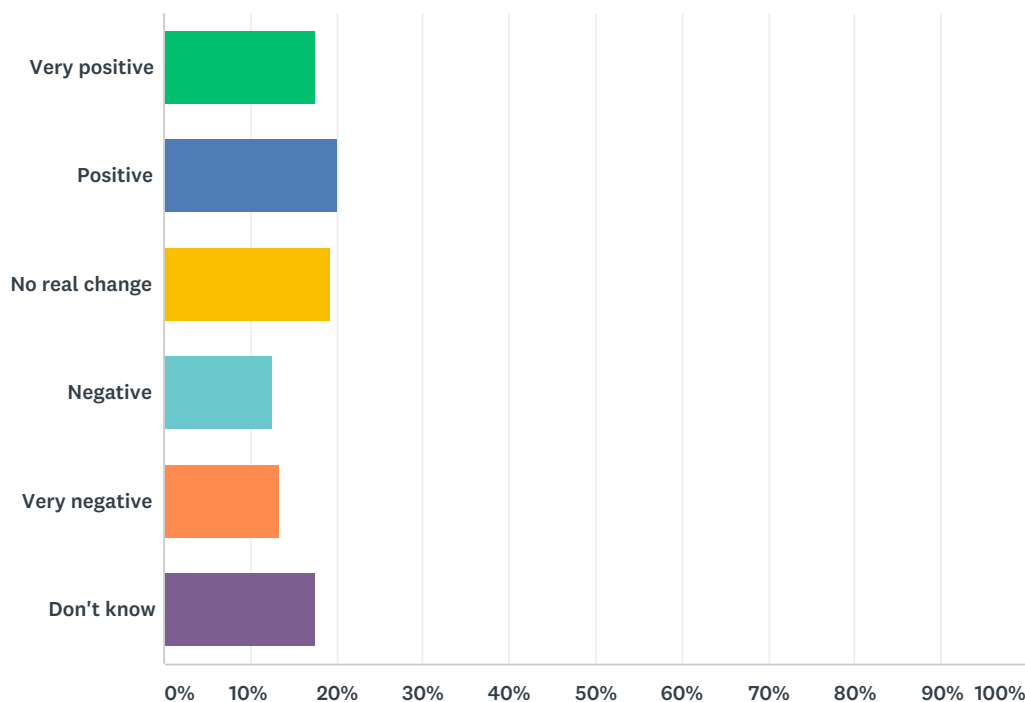
Answered: 120 Skipped: 30



	NO CUSTOMERS	THE MINORITY OF CUSTOMERS	SOME CUSTOMERS	THE MAJORITY OF CUSTOMERS	ALL CUSTOMERS SPEND THIS LONG	N/A	TOTAL	WEIGHTED AVERAGE
Less than 10 minutes	14.29% 14	27.55% 27	33.67% 33	17.35% 17	3.06% 3	4.08% 4	98	2.66
10 minute to 30 minutes	3.88% 4	11.65% 12	48.54% 50	32.04% 33	1.94% 2	1.94% 2	103	3.17
30 minutes to 1 hour	8.33% 8	23.96% 23	35.42% 34	28.13% 27	1.04% 1	3.13% 3	96	2.89
1 - 2 hours	28.89% 26	14.44% 13	34.44% 31	15.56% 14	3.33% 3	3.33% 3	90	2.48
2 - 3 hours	46.84% 37	24.05% 19	16.46% 13	6.33% 5	0.00% 0	6.33% 5	79	1.81
Over 3 hours	54.55% 42	16.88% 13	9.09% 7	5.19% 4	2.60% 2	11.69% 9	77	1.69
Other (please specify below)	45.00% 9	0.00% 0	5.00% 1	0.00% 0	0.00% 0	50.00% 10	20	1.20

Q15 14. What effect might a change in enforcement of On Street Parking Regulations have on the long term future of your business?

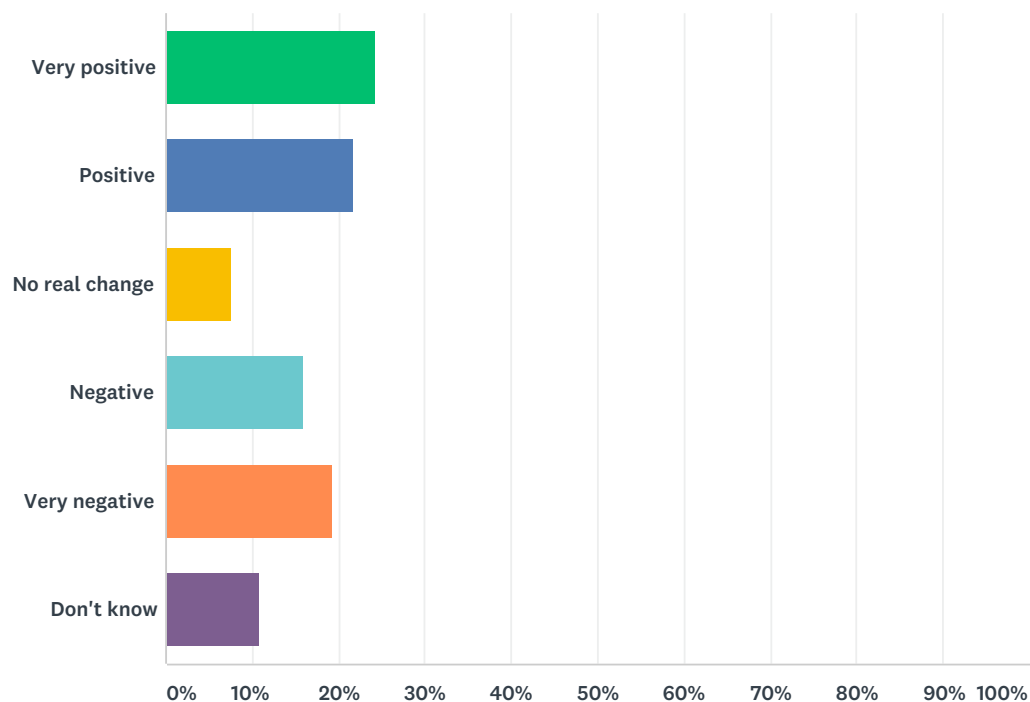
Answered: 120 Skipped: 30



ANSWER CHOICES	RESPONSES	
Very positive	17.50%	21
Positive	20.00%	24
No real change	19.17%	23
Negative	12.50%	15
Very negative	13.33%	16
Don't know	17.50%	21
TOTAL		120

Q16 15. What effect do you think increased enforcement of On Street Parking Regulations might have on the wider town centre?

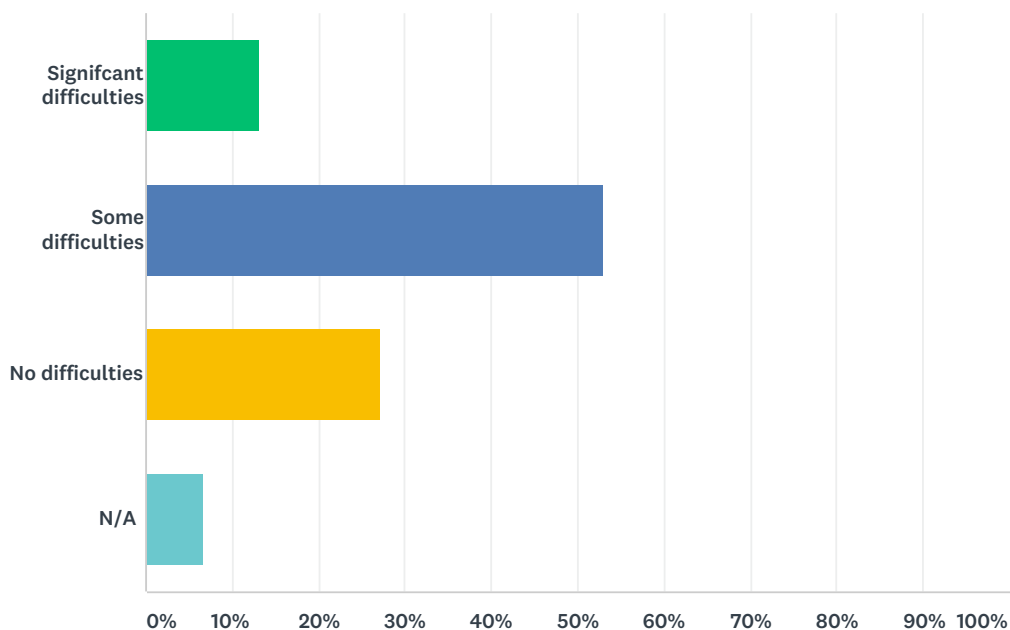
Answered: 119 Skipped: 31



ANSWER CHOICES	RESPONSES	
Very positive	24.37%	29
Positive	21.85%	26
No real change	7.56%	9
Negative	15.97%	19
Very negative	19.33%	23
Don't know	10.92%	13
TOTAL		119

Q17 16. Do you have any difficulties with delivery vehicles not being able to stop near your premises?

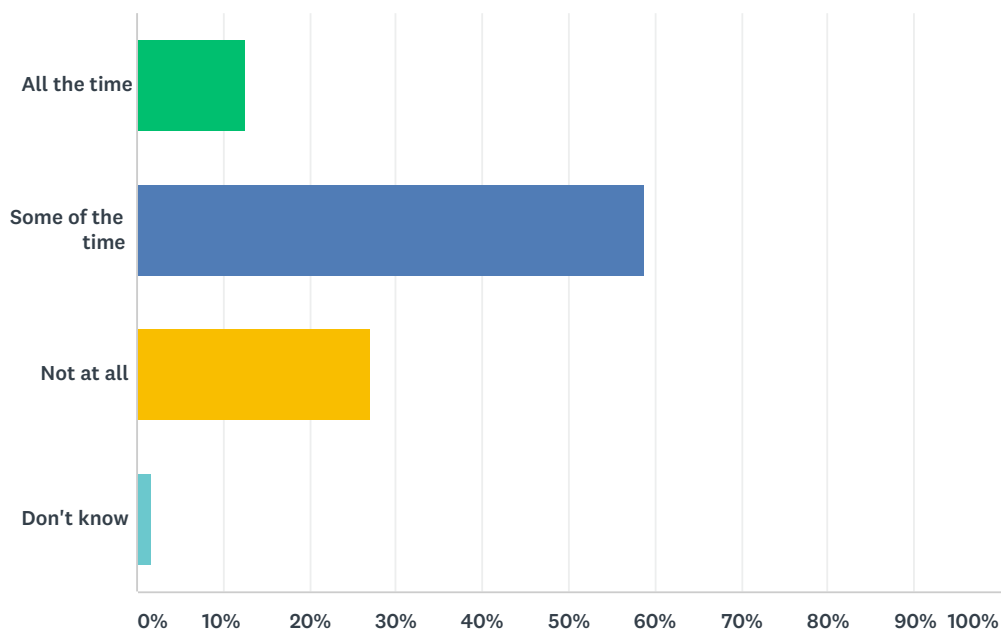
Answered: 121 Skipped: 29



ANSWER CHOICES	RESPONSES	
Significant difficulties	13.22%	16
Some difficulties	52.89%	64
No difficulties	27.27%	33
N/A	6.61%	8
TOTAL		121

Q18 17. Can your delivery drivers park safely and without inconvenience to other road/pavement users?

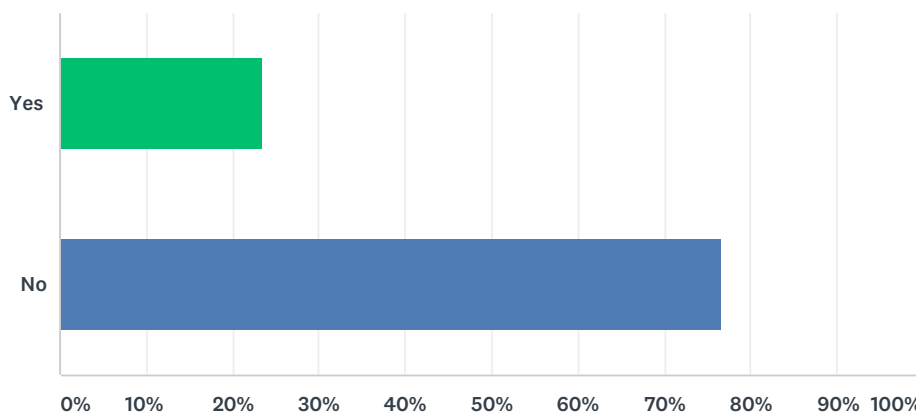
Answered: 119 Skipped: 31



ANSWER CHOICES	RESPONSES	
All the time	12.61%	15
Some of the time	58.82%	70
Not at all	26.89%	32
Don't know	1.68%	2
TOTAL		119

Q19 18. Is there a designated loading area in close proximity to your premises?

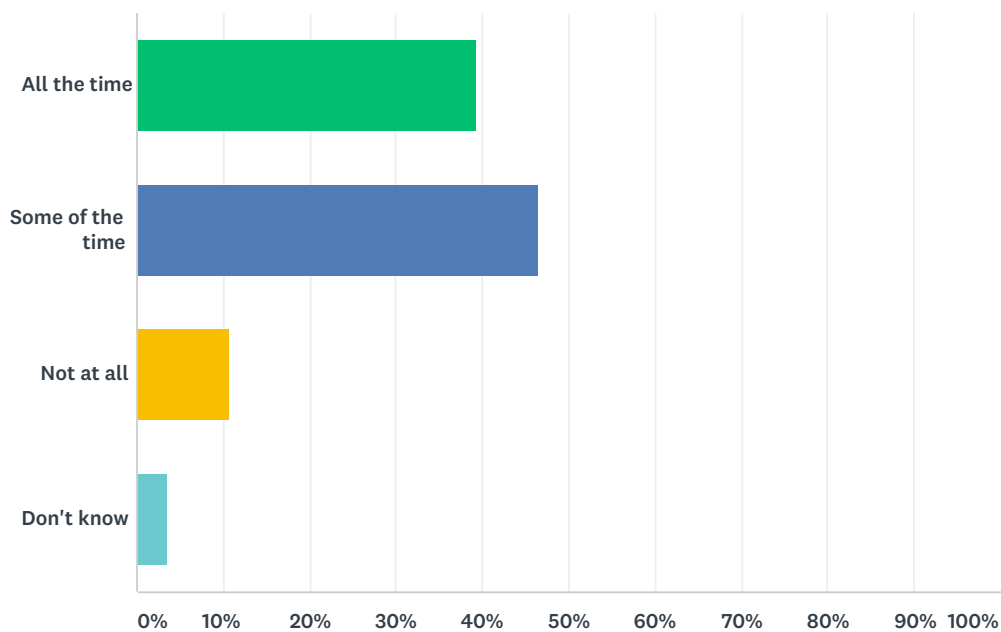
Answered: 115 Skipped: 35



ANSWER CHOICES		RESPONSES
Yes		23.48% 27
No		76.52% 88
TOTAL		115

Q20 19. Is the designated loading bay used for purposes other than delivery?

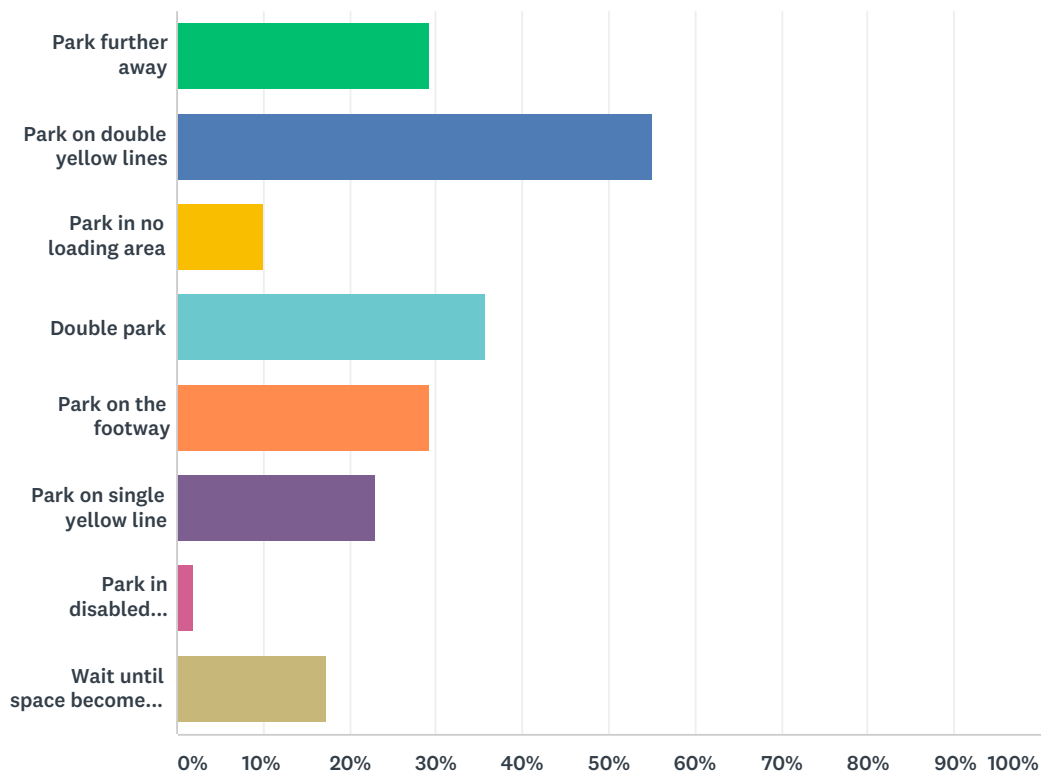
Answered: 28 Skipped: 122



ANSWER CHOICES	RESPONSES	
All the time	39.29%	11
Some of the time	46.43%	13
Not at all	10.71%	3
Don't know	3.57%	1
TOTAL		28

Q21 20. If delivery drivers are unable to park close by, what do delivery drivers do?(tick all that apply)

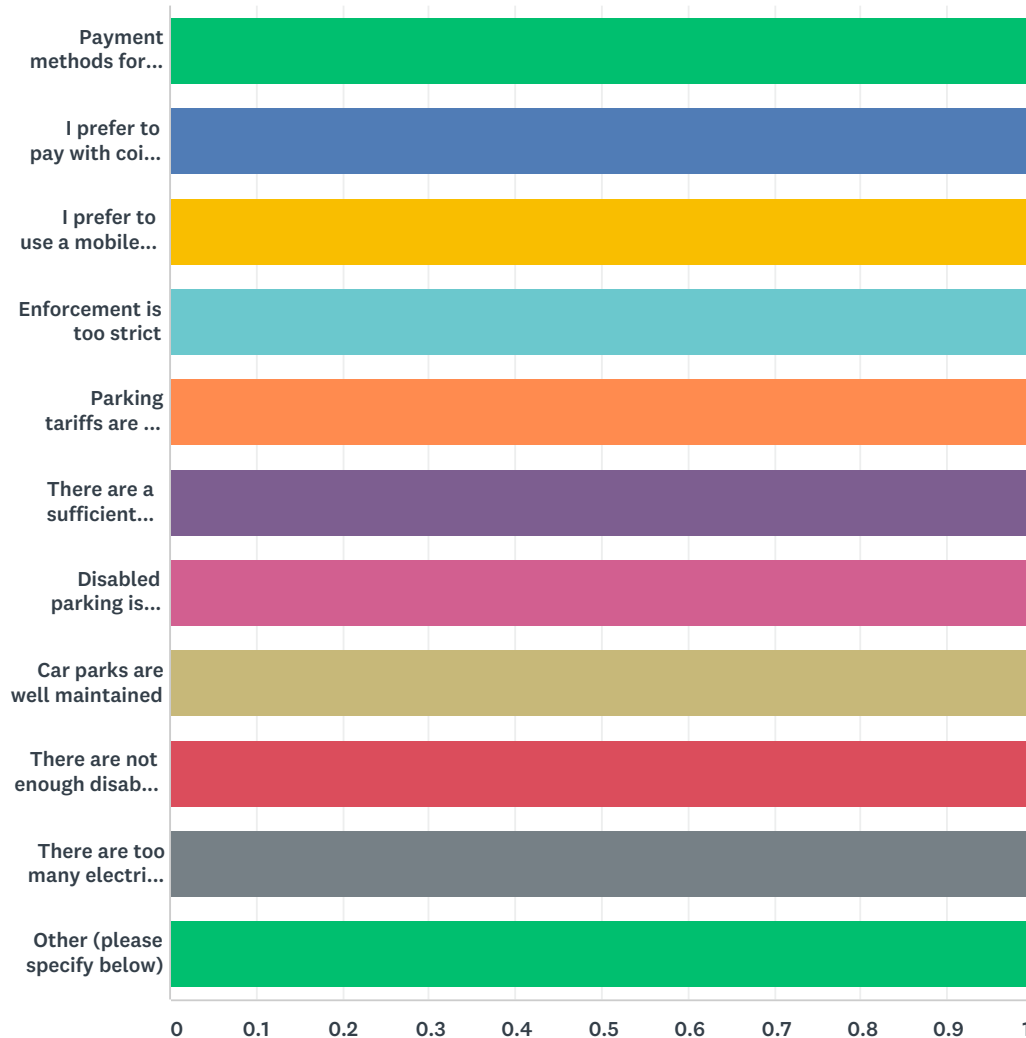
Answered: 109 Skipped: 41



ANSWER CHOICES	RESPONSES	
Park further away	29.36%	32
Park on double yellow lines	55.05%	60
Park in no loading area	10.09%	11
Double park	35.78%	39
Park on the footway	29.36%	32
Park on single yellow line	22.94%	25
Park in disabled parking area	1.83%	2
Wait until space becomes available	17.43%	19
Total Respondents: 109		

Q22 21. In relation to CAR PARKS please indicate how you feel regarding the following statements, in relation to the current car parking arrangements

Answered: 105 Skipped: 45



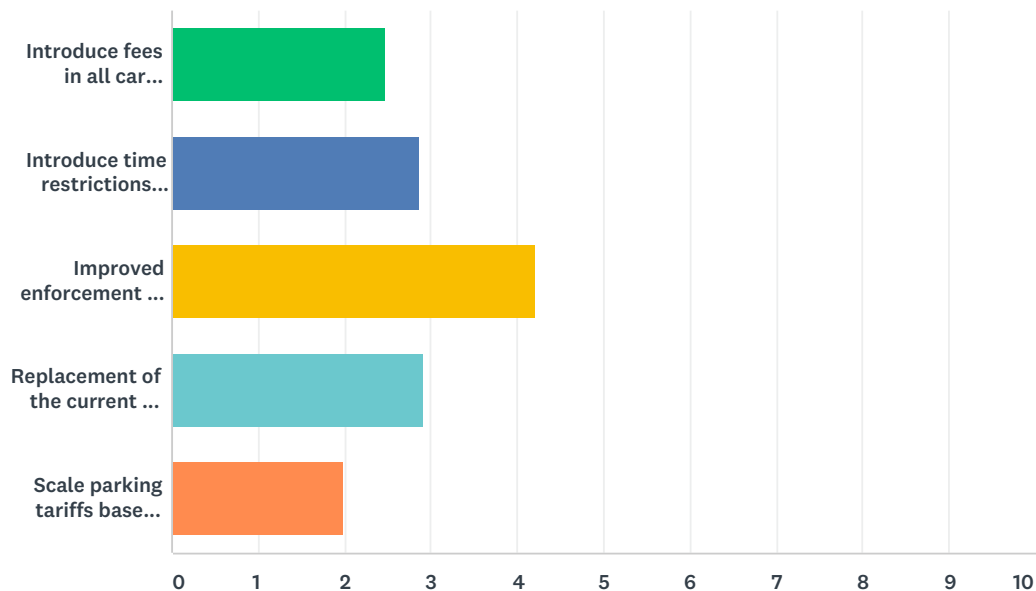
	STRONGLY AGREE	AGREE	NEITHER AGREE NOR DISAGREE	DISAGREE	STRONGLY DISAGREE	N/A	TOTAL	WEIGHTED AVERAGE
Payment methods for parking are easy to use	21.90% 23	44.76% 47	19.05% 20	7.62% 8	5.71% 6	0.95% 1	105	1.00
I prefer to pay with coins for my car parking	14.42% 15	34.62% 36	26.92% 28	15.38% 16	6.73% 7	1.92% 2	104	1.00
I prefer to use a mobile phone app or credit card to pay for my car parking	8.91% 9	15.84% 16	38.61% 39	12.87% 13	20.79% 21	2.97% 3	101	1.00
Enforcement is too strict	14.42% 15	13.46% 14	34.62% 36	25.96% 27	10.58% 11	0.96% 1	104	1.00
Parking tariffs are too low	0.96% 1	1.92% 2	26.92% 28	32.69% 34	35.58% 37	1.92% 2	104	1.00

Aberdeenshire Town Centres Parking Survey - Town Centre Businesses

There are a sufficient number of spaces available	1.92% 2	15.38% 16	13.46% 14	21.15% 22	48.08% 50	0.00% 0	104	1.00
Disabled parking is abused	13.46% 14	36.54% 38	27.88% 29	13.46% 14	4.81% 5	3.85% 4	104	1.00
Car parks are well maintained	2.88% 3	41.35% 43	35.58% 37	14.42% 15	5.77% 6	0.00% 0	104	1.00
There are not enough disabled parking spaces	1.96% 2	7.84% 8	47.06% 48	22.55% 23	14.71% 15	5.88% 6	102	1.00
There are too many electric vehicle charging spaces	3.88% 4	7.77% 8	41.75% 43	21.36% 22	12.62% 13	12.62% 13	103	1.00
Other (please specify below)	18.75% 3	0.00% 0	12.50% 2	12.50% 2	0.00% 0	56.25% 9	16	1.00

Q23 22. In relation to parking in CAR PARKS, please rank 1-5 the following approaches, in order of acceptability to you. 1 should be the most acceptable, 5 should be the least acceptable.

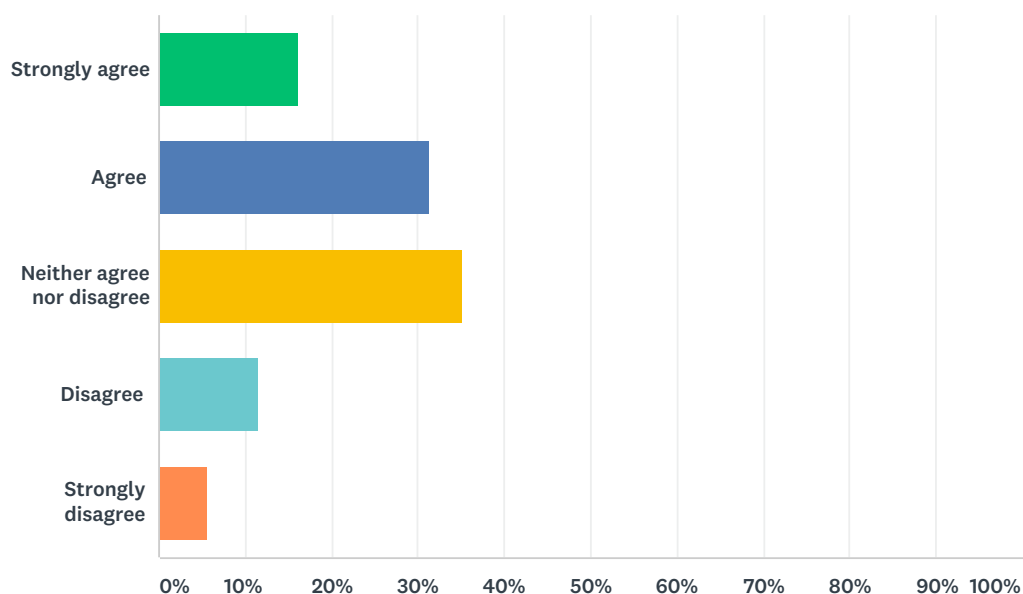
Answered: 104 Skipped: 46



	1	2	3	4	5	TOTAL	SCORE
Introduce fees in all car parks	10.34% 6	10.34% 6	24.14% 14	25.86% 15	29.31% 17	58	2.47
Introduce time restrictions and increase fees in car parks near to town centres.	6.67% 4	25.00% 15	23.33% 14	38.33% 23	6.67% 4	60	2.87
Improved enforcement of illegal parking (e.g not parking in a bay; using two bays; overstayed time period; no ticket obtained; misuse of disabled bays; misuse of electric vehicle charging bays etc)	58.33% 49	15.48% 13	17.86% 15	5.95% 5	2.38% 2	84	4.21
Replacement of the current 30 mins/45 mins/1 hour free parking periods in car parks with a small charge for parking during this period (i.e. 10p or 20p)	14.10% 11	25.64% 20	20.51% 16	16.67% 13	23.08% 18	78	2.91
Scale parking tariffs based on engine size/CO2 exhaust emissions	9.38% 9	10.42% 10	12.50% 12	5.21% 5	62.50% 60	96	1.99

Q24 23. Do you feel parking in the car parks, in the town your business is located within, should be managed differently?

Answered: 105 Skipped: 45



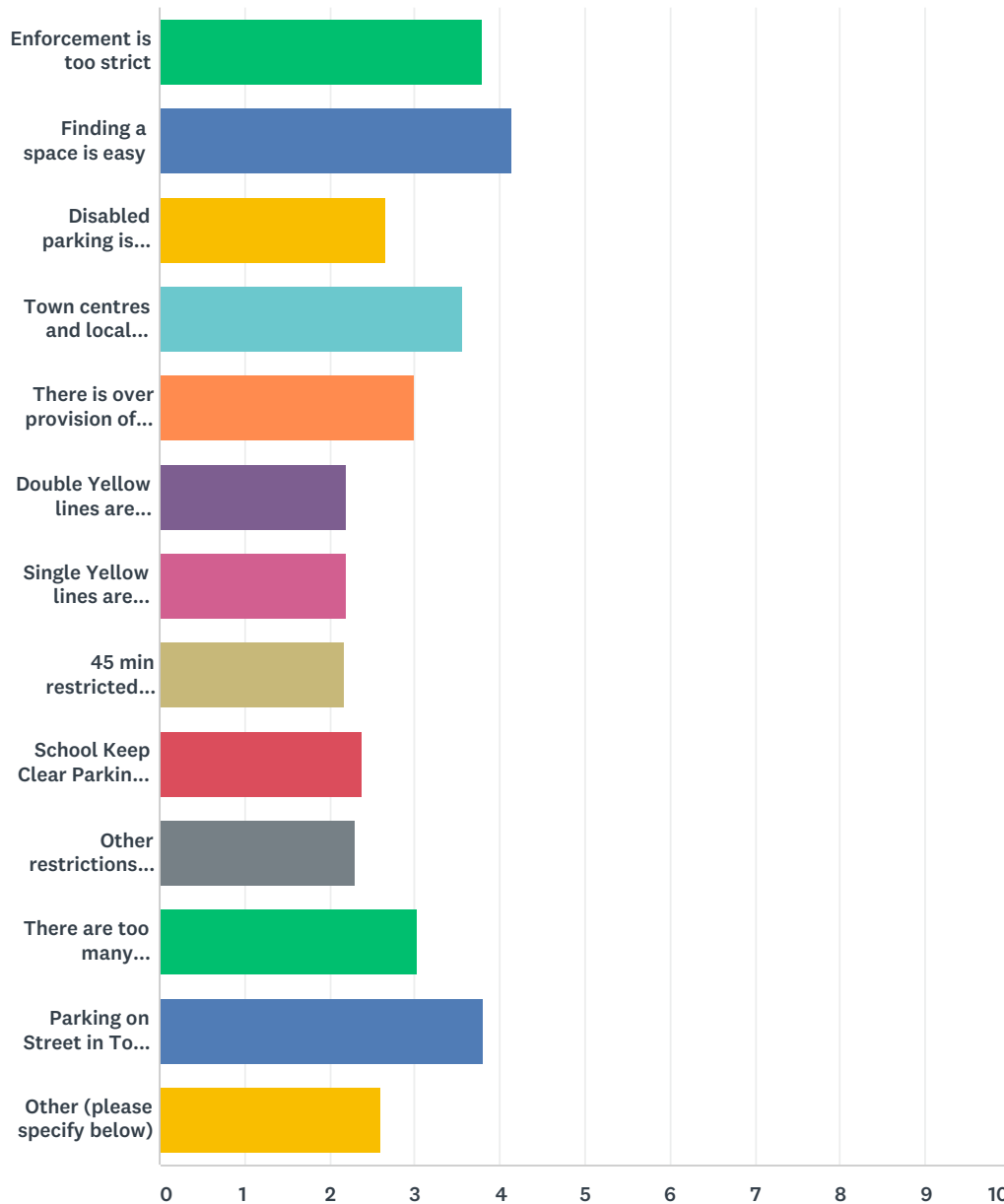
ANSWER CHOICES	RESPONSES	
Strongly agree	16.19%	17
Agree	31.43%	33
Neither agree nor disagree	35.24%	37
Disagree	11.43%	12
Strongly disagree	5.71%	6
TOTAL		105

Q25 24. If you have any other suggestions relating to the management and control of parking in CAR PARKS, please add details below.

Answered: 39 Skipped: 111

Q26 25. In relation to PARKING ON THE STREET, please indicate how you feel regarding the following statements, in relation to the current car parking arrangements.

Answered: 98 Skipped: 52



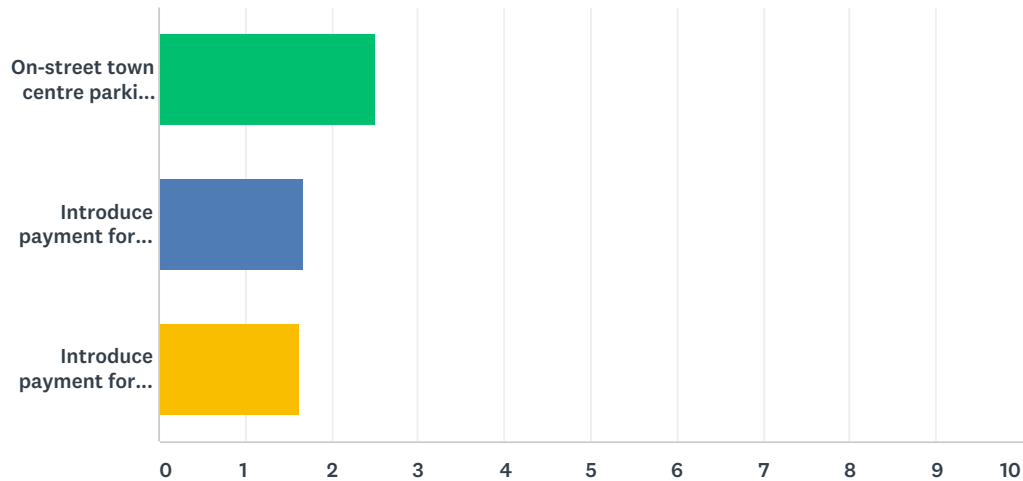
	STRONGLY AGREE	AGREE	NEITHER AGREE NOR DISAGREE	DISAGREE	STRONGLY DISAGREE	N/A	TOTAL	WEIGHTED AVERAGE
Enforcement is too strict	5.15% 5	7.22% 7	25.77% 25	26.80% 26	35.05% 34	0.00% 0	97	3.79
Finding a space is easy	1.02% 1	4.08% 4	15.31% 15	37.76% 37	40.82% 40	1.02% 1	98	4.14
Disabled parking is misused	10.20% 10	33.67% 33	38.78% 38	10.20% 10	5.10% 5	2.04% 2	98	2.66
Town centres and local businesses benefit from current arrangements	6.12% 6	16.33% 16	23.47% 23	24.49% 24	29.59% 29	0.00% 0	98	3.55

Aberdeenshire Town Centres Parking Survey - Town Centre Businesses

There is over provision of disabled parking spaces	5.10% 5	14.29% 14	55.10% 54	20.41% 20	2.04% 2	3.06% 3	98	3.00
Double Yellow lines are misused	31.96% 31	31.96% 31	22.68% 22	8.25% 8	4.12% 4	1.03% 1	97	2.20
Single Yellow lines are misused	23.47% 23	39.80% 39	24.49% 24	6.12% 6	2.04% 2	4.08% 4	98	2.20
45 min restricted waiting is misused	29.90% 29	32.99% 32	21.65% 21	8.25% 8	3.09% 3	4.12% 4	97	2.18
School Keep Clear Parking is misused	22.68% 22	23.71% 23	34.02% 33	7.22% 7	3.09% 3	9.28% 9	97	2.39
Other restrictions around schools are misused	22.45% 22	27.55% 27	31.63% 31	7.14% 7	1.02% 1	10.20% 10	98	2.30
There are too many parking/waiting restrictions	7.14% 7	27.55% 27	30.61% 30	21.43% 21	12.24% 12	1.02% 1	98	3.04
Parking on Street in Town Centres should be charged for	7.22% 7	11.34% 11	12.37% 12	28.87% 28	38.14% 37	2.06% 2	97	3.81
Other (please specify below)	15.38% 2	7.69% 1	0.00% 0	7.69% 1	7.69% 1	61.54% 8	13	2.60

Q27 26. In relation to PARKING ON THE STREET, please rank 1-3 the following approaches, in order of acceptability to you. 1 should be the most acceptable, 3 should be the least acceptable.

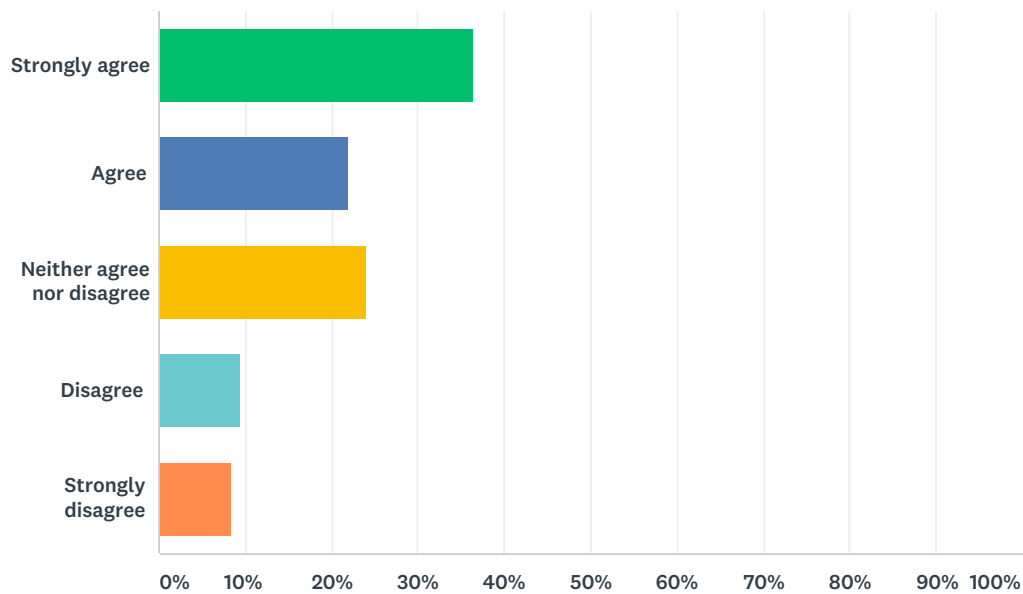
Answered: 96 Skipped: 54



	1	2	3	TOTAL	SCORE
On-street town centre parking restrictions should remain as they are	73.75% 59	5.00% 4	21.25% 17	80	2.52
Introduce payment for on-street parking in the town centre via an option of voucher purchased from Aberdeenshire Council in advance, or cashless parking	9.68% 6	48.39% 30	41.94% 26	62	1.68
Introduce payment for on-street parking in the town centre via cashless parking only	14.29% 13	34.07% 31	51.65% 47	91	1.63

Q28 27. Do you feel parking on town centre streets, in the town your business is located within, should be managed differently?

Answered: 96 Skipped: 54



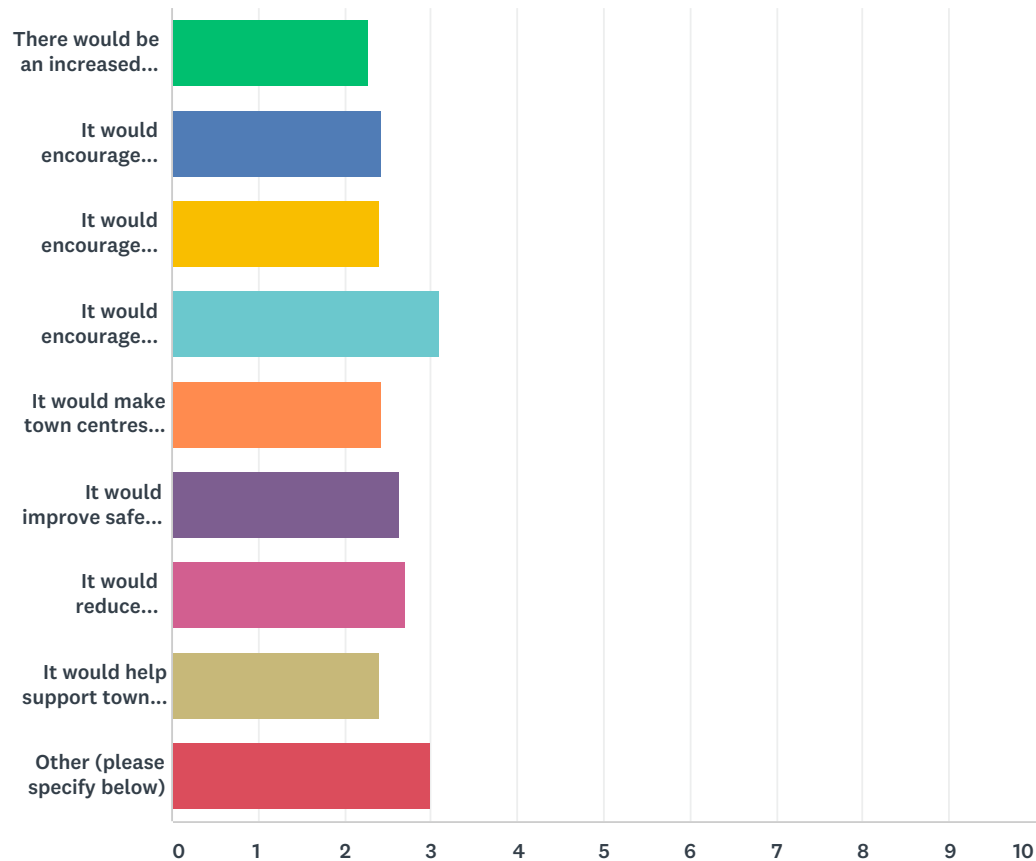
ANSWER CHOICES	RESPONSES	
Strongly agree	36.46%	35
Agree	21.88%	21
Neither agree nor disagree	23.96%	23
Disagree	9.38%	9
Strongly disagree	8.33%	8
TOTAL		96

Q29 28. If you have any other suggestions relating to the management and control of PARKING ON THE STREET, please add details below.

Answered: 33 Skipped: 117

Q30 30. Please indicate how you feel regarding the following statements, in relation to the impact the introduction of Decriminalised Parking Enforcement may have on the town centre in which your business is based.

Answered: 90 Skipped: 60



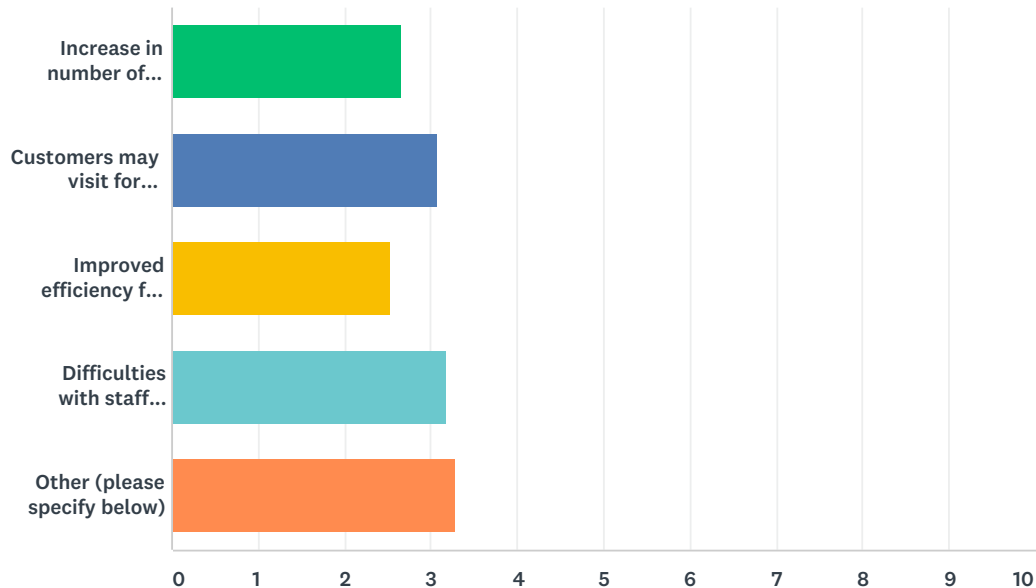
	STRONGLY AGREE	AGREE	NEITHER AGREE NOR DISAGREE	DISAGREE	STRONGLY DISAGREE	TOTAL	WEIGHTED AVERAGE
There would be an increased turnover in spaces	30.00% 27	28.89% 26	28.89% 26	7.78% 7	4.44% 4	90	2.28
It would encourage people to visit town centres	27.78% 25	26.67% 24	26.67% 24	12.22% 11	6.67% 6	90	2.43
It would encourage people to make more use of the car parks	25.56% 23	35.56% 32	18.89% 17	13.33% 12	6.67% 6	90	2.40
It would encourage people to travel another way	4.49% 4	22.47% 20	39.33% 35	25.84% 23	7.87% 7	89	3.10
It would make town centres more accessible for users	25.56% 23	32.22% 29	23.33% 21	12.22% 11	6.67% 6	90	2.42
It would improve safety for pedestrians and other vulnerable groups	17.78% 16	24.44% 22	37.78% 34	15.56% 14	4.44% 4	90	2.64
It would reduce congestion	18.89% 17	20.00% 18	36.67% 33	21.11% 19	3.33% 3	90	2.70
It would help support town centres and local businesses	31.11% 28	28.89% 26	16.67% 15	14.44% 13	8.89% 8	90	2.41

Aberdeenshire Town Centres Parking Survey - Town Centre Businesses

Other (please specify below)	28.57%	0.00%	42.86%	0.00%	28.57%		
	2	0	3	0	2	7	3.00

Q31 29. If Aberdeenshire Council were to implement Decriminalised Parking Enforcement, please indicate whether you agree or disagree with the following potential impacts on your business?

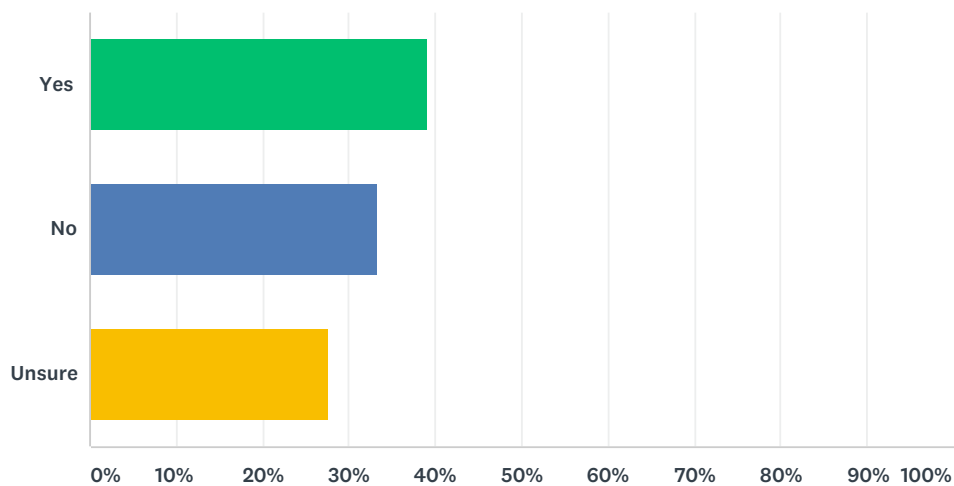
Answered: 90 Skipped: 60



	STRONGLY AGREE	AGREE	NEITHER AGREE NOR DISAGREE	DISAGREE	STRONGLY DISAGREE	TOTAL	WEIGHTED AVERAGE
Increase in number of customers	22.22% 20	23.33% 21	28.89% 26	17.78% 16	7.78% 7	90	2.66
Customers may visit for shorter periods and spend less	7.78% 7	20.00% 18	35.56% 32	30.00% 27	6.67% 6	90	3.08
Improved efficiency for loading/unloading/deliveries	16.85% 15	33.71% 30	31.46% 28	15.73% 14	2.25% 2	89	2.53
Difficulties with staff (lateness;retention etc)	6.82% 6	11.36% 10	51.14% 45	19.32% 17	11.36% 10	88	3.17
Other (please specify below)	7.14% 1	7.14% 1	57.14% 8	7.14% 1	21.43% 3	14	3.29

Q32 31. Would you be interested in working with Aberdeenshire Council to enable a co-ordinated approach to Parking Services/enforcement in your town?

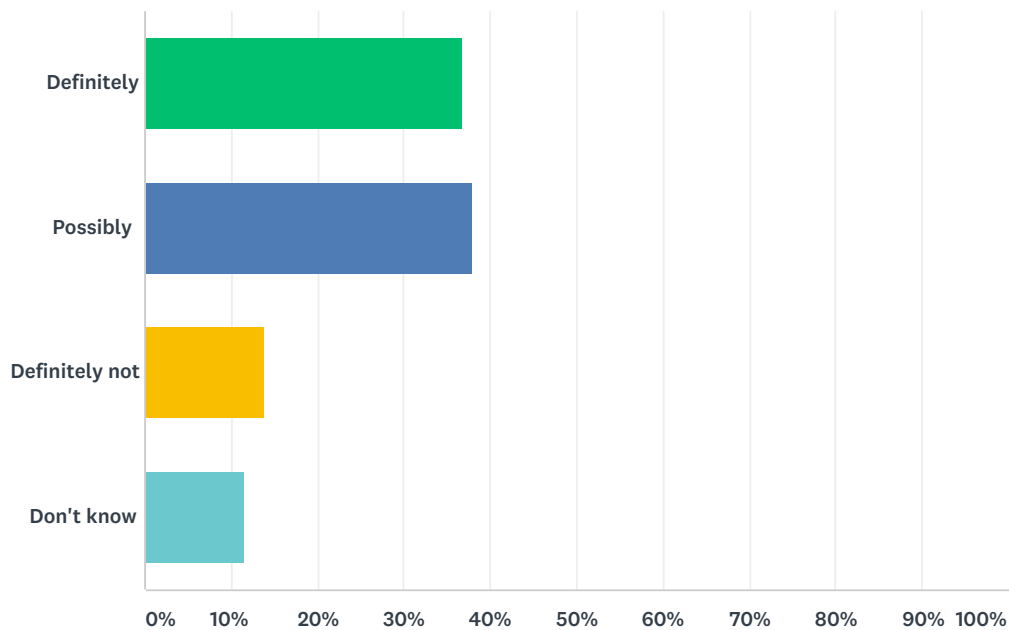
Answered: 87 Skipped: 63



ANSWER CHOICES	RESPONSES	
Yes	39.08%	34
No	33.33%	29
Unsure	27.59%	24
TOTAL		87

Q33 32. Would you be supportive of Aberdeenshire Council assuming responsibility for the enforcement of on-street parking?

Answered: 87 Skipped: 63



ANSWER CHOICES	RESPONSES	
Definitely	36.78%	32
Possibly	37.93%	33
Definitely not	13.79%	12
Don't know	11.49%	10
TOTAL		87

Q34 33. If you have any further comments about the issues raised in this survey please enter them in the space below

Answered: 17 Skipped: 133