

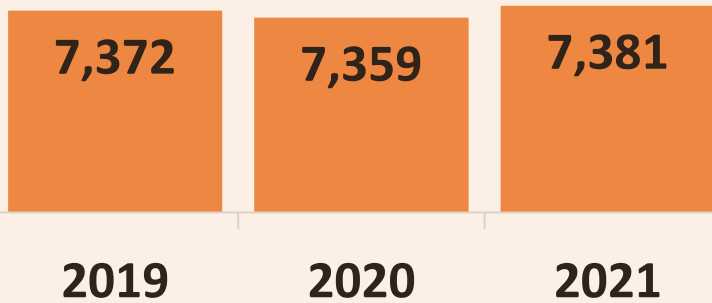


From mountain to sea

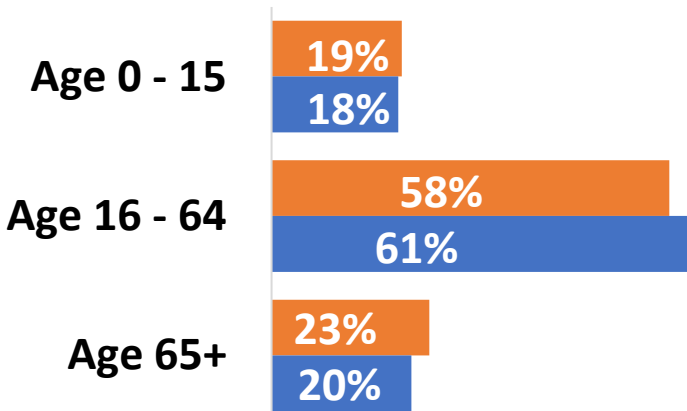
Banchory 2023



Population



2.8% of
Aberdeenshire's
population lives in
Banchory.



6% of Banchory's
population is aged
80+ (Aberdeenshire
4.9%)

Information about Banchory
is obtained by combining
information from individual
data zones.

2021 **Banchory** **Aberdeenshire**
Source: National Records of Scotland 2021

Community Facilities*



| | | |
|---|----------------|-------------|
| Community Centre | Swimming Pool | Gym |
| Library | Museum | Sports Hall |
| Squash Court | Community Hall | Academy |
| Live Life Aberdeenshire | | |

*Run by Aberdeenshire Council

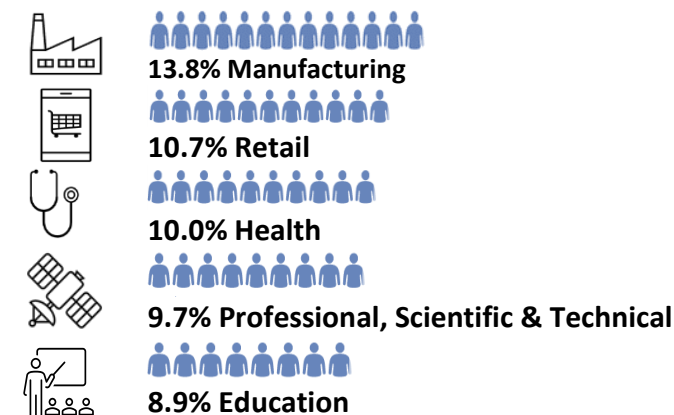
Economy



Employment: top five sectors 2021

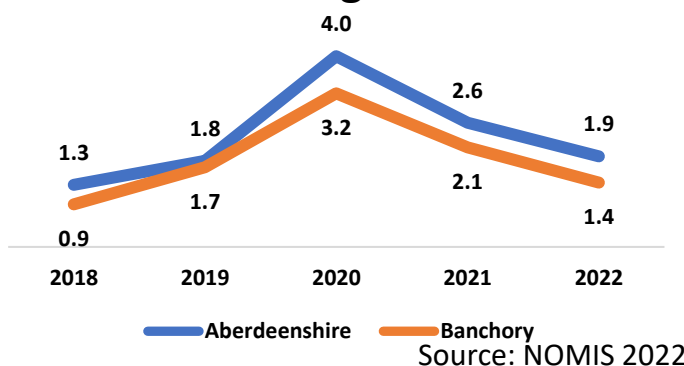


Aberdeenshire



Source: Business Register and Employment Survey 2021

Unemployment: proportion of residents aged 16 -64



Proportion of unemployed residents was at a peak in 2020 with 3.2 due to the Covid-19 pandemic and has gradually returned to pre-pandemic levels with 1.4 in 2022.

Median household income 2022

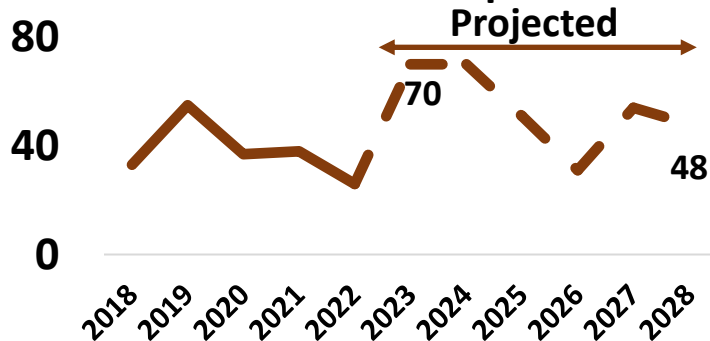


Source: CACI 2022

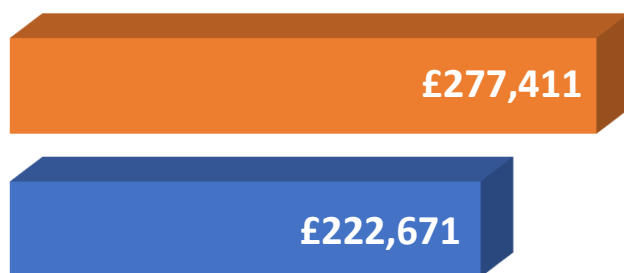
Housing



Number of house completions



Average house prices 2020/2021



Source: Registers of Scotland 2021

Legend: Banchory (Orange), Aberdeenshire (Blue)

% all Properties in Each Council Tax Band 2021

