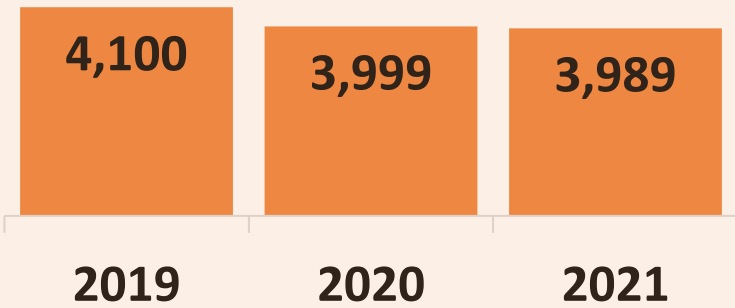




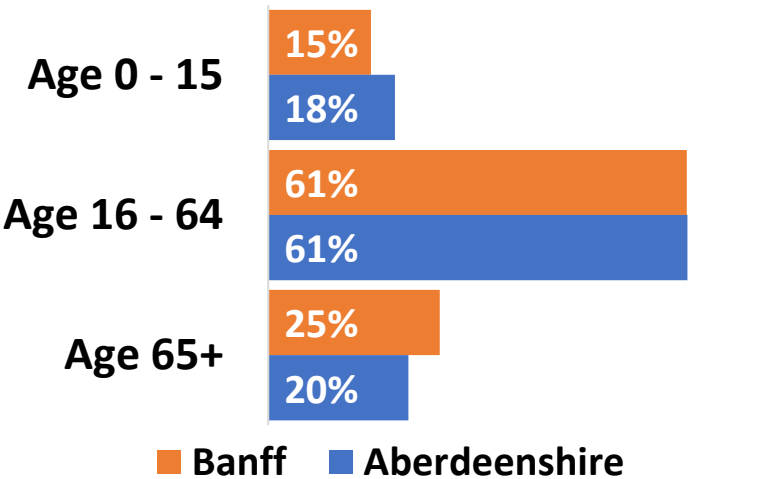
From mountain to sea

Banff 2023

Population



1.52% of
Aberdeenshire's
population lives in
Banff.



7% of Banff's
population is aged
80+ (Aberdeenshire
4.9%)

Information about Banff is
obtained by combining
information from individual
data zones.

2021 Source: National Records of Scotland 2021

Community Facilities*

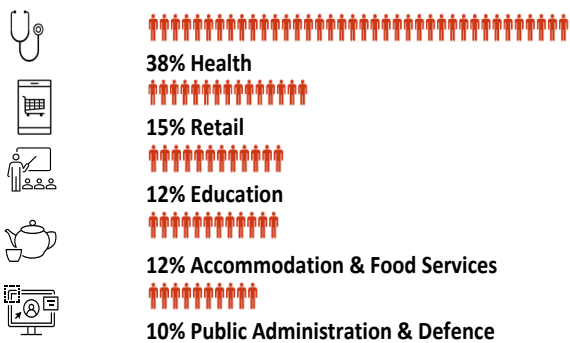
Museum	Library	Academy
Swimming Pool	Outside Athletics	Sport Hall / Pitch
Squash Court	Gym	Climbing Wall
Live Life Aberdeenshire		

*Run by Aberdeenshire Council

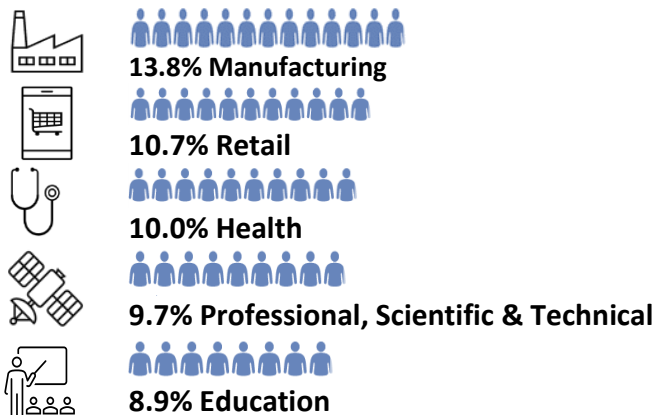
Economy



Employment: top five sectors 2021

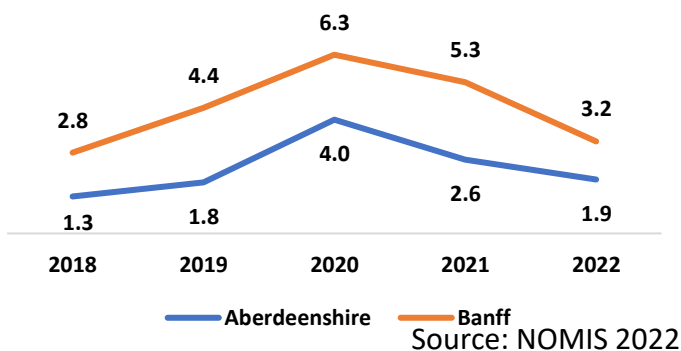


Aberdeenshire



Source: Business Register and Employment Survey 2021

Unemployment: proportion of residents aged 16 - 64



Proportion of unemployed residents was at a peak in 2020 with 6.3 due to the Covid-19 pandemic and has gradually reduced to 3.2 in 2022.

Median household income 2022

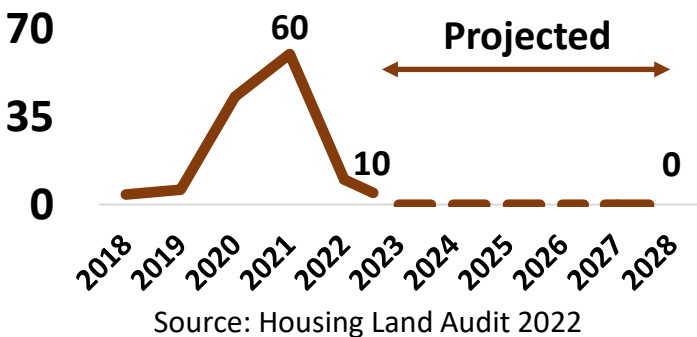


Source: CACI 2022

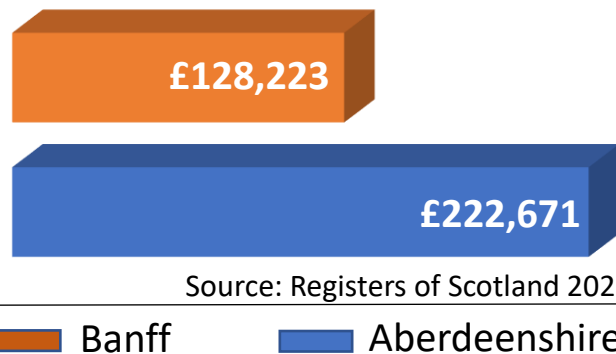
Housing



Number of house completions



Average house prices 2020/2021



% all Properties in Each Council Tax Band 2021

