
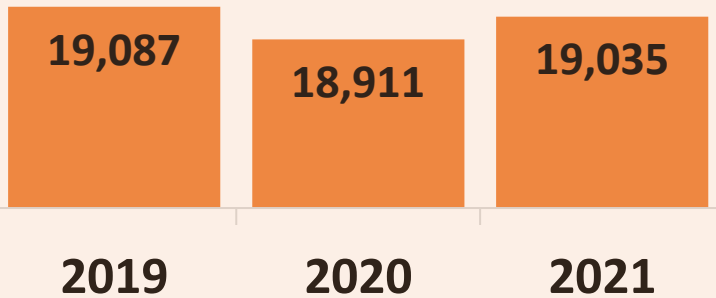




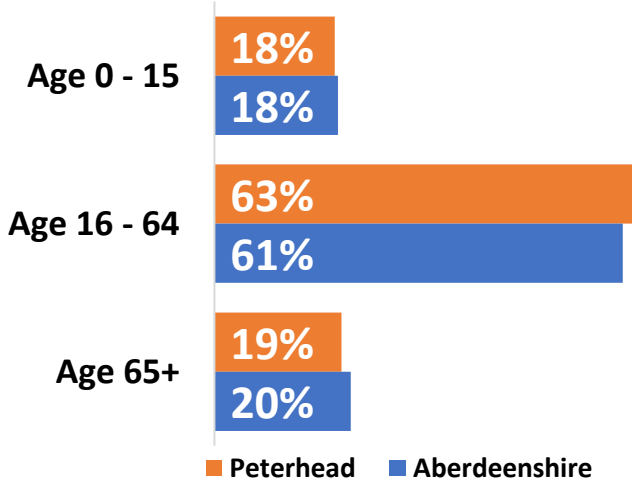
Peterhead 2023



Population



7.3% of
Aberdeenshire's
population lives in
Peterhead.



5% of Peterhead's
population is aged
80+ (Aberdeenshire
4.9%)

Information about Peterhead
is obtained by combining
information from individual
data zones.

Source: National Records of Scotland 2021



Community Facilities*

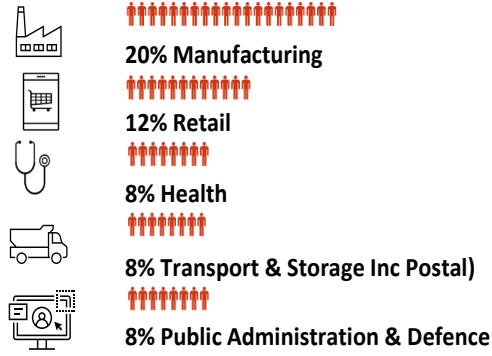
Community Centre	Library	Academy
Swimming Pool	Gym	Sports Hall
Theatre	Community Hall	Museum
Live Life Aberdeenshire		

*Run by Aberdeenshire Council

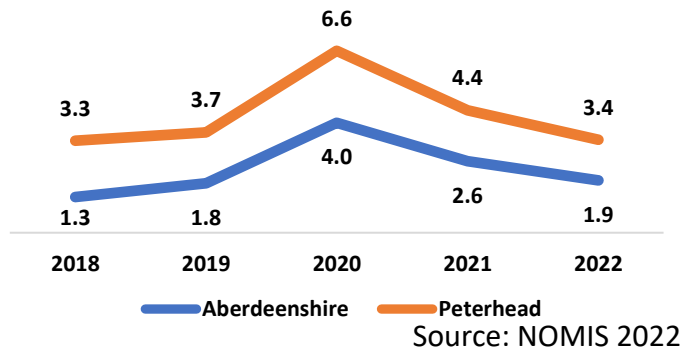
Economy




Employment: top five sectors 2021



Unemployment: proportion of residents aged 16 - 64



Aberdeenshire



Proportion of unemployed residents was at a peak in 2020 with 6.6 due to the Covid-19 pandemic and has gradually returned to pre-pandemic levels with 3.4 in 2022.

Median household income 2022



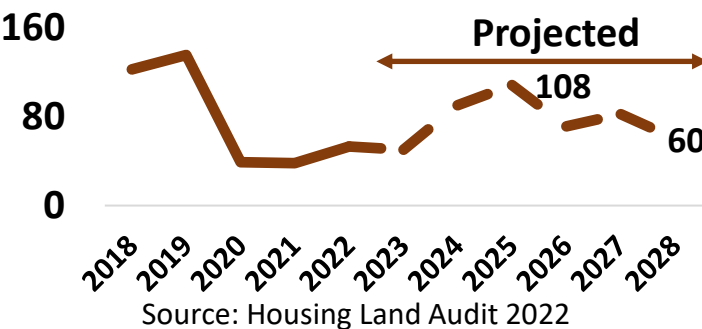
Source: Business Register and Employment Survey 2021

Source: CACI 2022


Housing



Number of house completions



Average house prices 2020/2021



Source: Registers of Scotland 2021

Peterhead Aberdeenshire

% all Properties in Each Council Tax Band 2021

