

# What's Happening In....



## From mountain to sea



## Buchan Area Profile 2023



**Area 585 km<sup>2</sup>**  
9% of Aberdeenshire

## Population



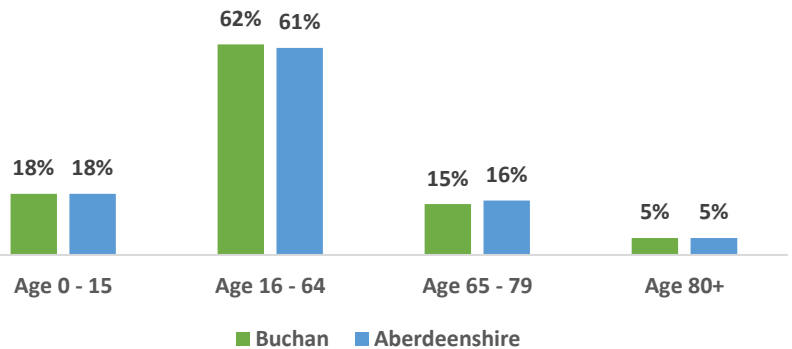
**42,505** population 2021  
262,690 Aberdeenshire

**3%** net increase 2011–2021  
4% increase Aberdeenshire

**16%** of Aberdeenshire's population

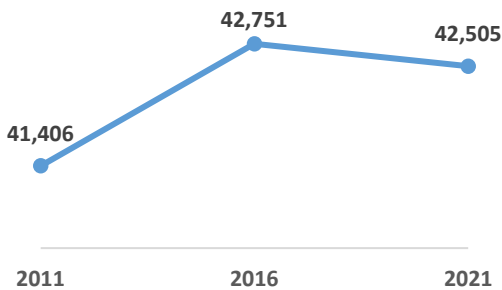
Source: National Records of Scotland (NRS) 2021

## % Share of Each Age Group in Total Population



Source: NRS 2021

## 10 Year Trend



Source: NRS 2021

## Population Density

**73 people per km<sup>2</sup>**  
Aberdeenshire  
41 per km<sup>2</sup>

## Settlements with more than 500 people

<b>19,060</b> Peterhead	<b>1,220</b> Boddam	<b>1,030</b> Longside	<b>870</b> Crimond	
<b>2,800</b> Mintlaw	<b>1,100</b> New Pistligo	<b>910</b> Maud	<b>870</b> Stuartfield	<b>620</b> St Combs
<b>1,570</b> Cruden Bay	<b>940</b> Strichen	<b>870</b> Hatton of Cruden	<b>740</b> St Fergus	<b>620</b> New Deer

Source: NRS 2020

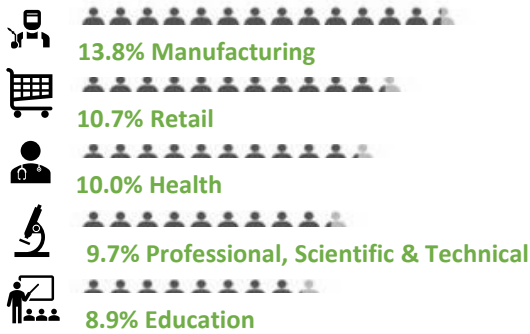
# Economy



## Employment: Top 5 Sectors 2021 (%)

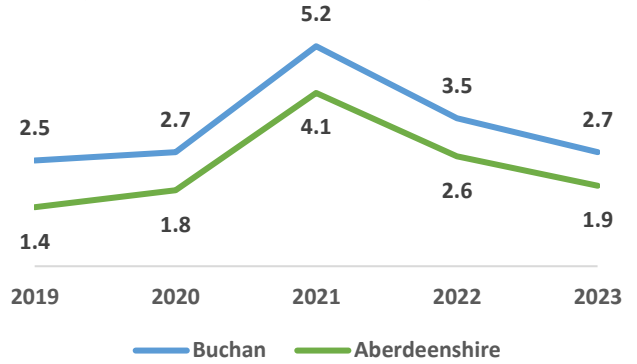


### Aberdeenshire



Source: Business Register and Employment Survey 2021

## Unemployment: Claimants as a Proportion of Residents aged 16-64



Source: ONS Data from January in each year



## Median Household Income 2022

**£34,706**

Aberdeenshire £40,007

Source: © CACI Limited 1996 - 2022 This report shall be used solely for academic, personal and/or non-commercial purposes.

# Housing



## Average House Price 2021



**£172,906**

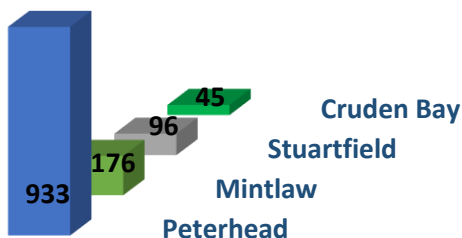
Aberdeenshire £222,671

8% increase 2016-2021

5% Aberdeenshire

Source: Scottish Government/Residential Properties Sales and Price

## Top 4 Settlements for New Homes Built 2012-2021



Source: Housing Land Audit 2022

## Housing Stock 2021



**20,408**

17% of Aberdeenshire's stock



**10%** increase since 2011

9% Aberdeenshire

Source: NRS, Dwellings by Council Tax Band

## New House Building



**762** new homes built 2017-2021

16% of Aberdeenshire's total



**864** new homes projected 2022-2026

14% of Aberdeenshire's total

Source: Housing Land Audit 2022